



Report Date:
31.01.2012

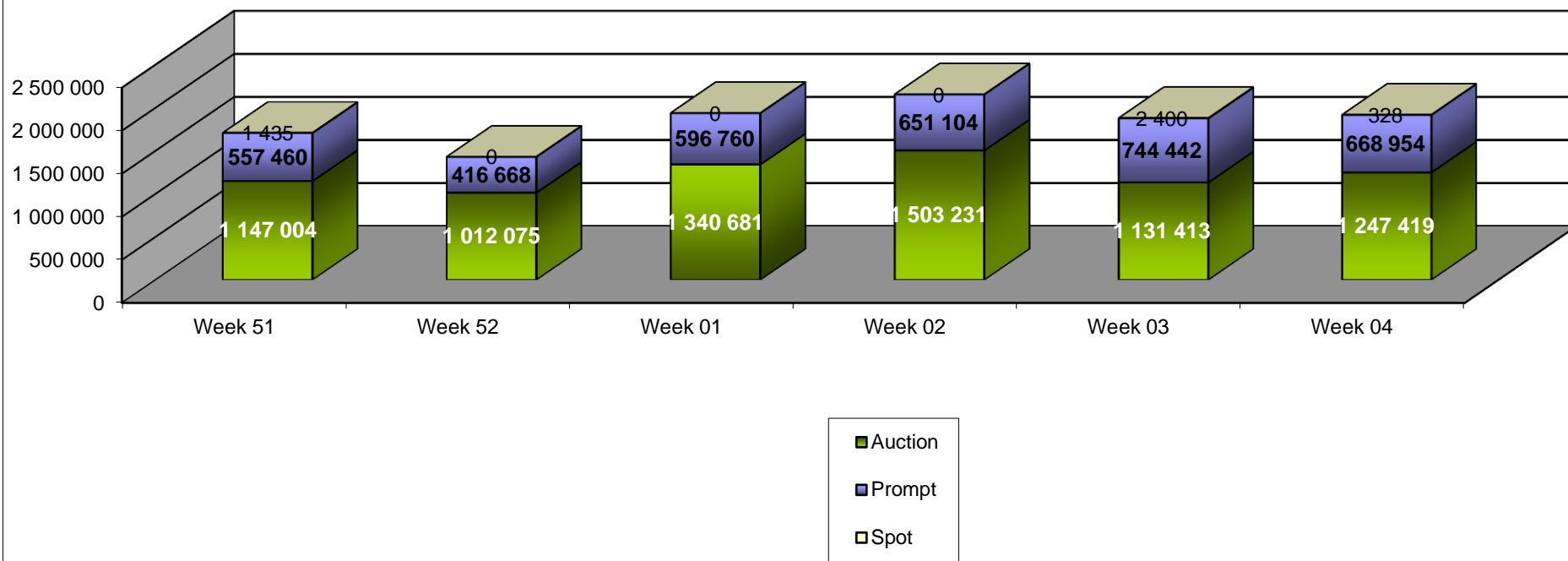
N2EX (UK Power Exchange) Weekly Totals 2011/2012

| VOLUMES | | | | | | | | |
|---------------------------|--------------------|--------------------|--------------------|--------------------|--------------------|--------------------|---------------------|-----------------------|
| Date: | Week 51 | Week 52 | Week 01 | Week 02 | Week 03 | Week 04 | Total in 2012 | Total |
| Volume in MWh: | | | | | | | | |
| Prompt | 557 460 | 416 668 | 596 760 | 651 104 | 744 442 | 668 954 | 2 661 260 | 46 552 940 |
| Spot | 1 435 | 0 | 0 | 0 | 2 400 | 328 | 2 728 | 12 539 |
| Auction | 1 147 004 | 1 012 075 | 1 340 681 | 1 503 231 | 1 131 413 | 1 247 419 | 5 448 551 | 26 701 608 |
| Total | 1 705 899 | 1 428 743 | 1 937 441 | 2 154 335 | 1 878 255 | 1 916 701 | 8 112 539 | 73 267 087 |
| Change from previous week | -2,6 % | -16,2 % | 35,6 % | 11,2 % | -12,8 % | 2,0 % | | |
| Prompt Index Volume | 23 503 | 25 413 | 32 273 | 19 910 | 35 949 | 34 670 | 30 700 | |
| Traded in £ | | | | | | | | |
| Prompt | £23 264 257,00 | £16 724 894,60 | £24 110 916,60 | £27 037 433,80 | £30 400 778,00 | £28 007 098,00 | £109 556 226 | £2 112 836 598 |
| Spot | £74 241,38 | £0,00 | £0,00 | £0,00 | £94 800,00 | £12 112,50 | £106 913 | £589 838 |
| Auction | £49 706 724,30 | £43 126 390,92 | £55 830 676,15 | £64 613 883,12 | £46 966 424,92 | £54 703 966,62 | £229 432 148 | £1 225 051 915 |
| Total | £73 045 223 | £59 851 286 | £79 941 593 | £91 651 317 | £77 462 003 | £82 723 177 | £339 095 287 | £3 338 478 351 |

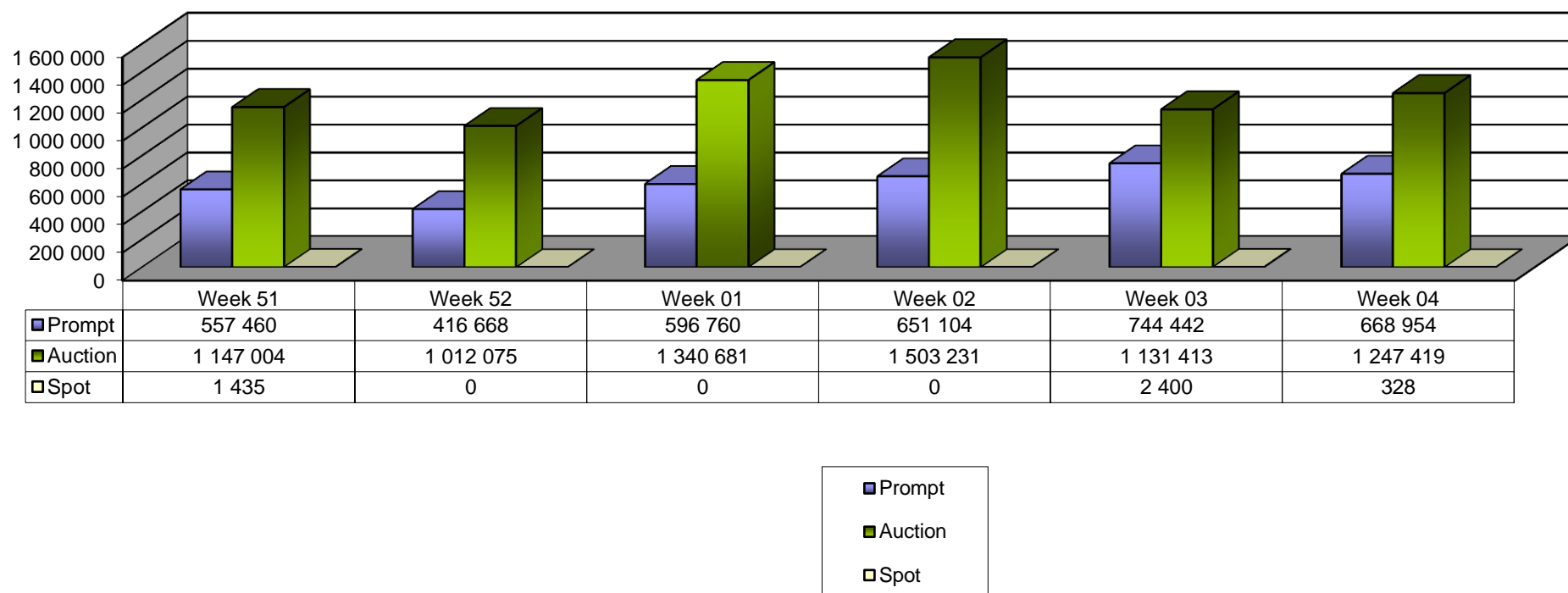
| PRICES | | | | | | | | |
|--------------------------|--------------|--------------|--------------|--------------|--------------|--------------|--------------|---------|
| Date: | Week 51 | Week 52 | Week 01 | Week 02 | Week 03 | Week 04 | AVG in 2012 | AVERAGE |
| Prices £/MWh: | | | | | | | | |
| Auction - Base | 42,44 | 41,78 | 40,76 | 42,01 | 40,02 | 42,26 | 41,26 | |
| Prompt Index | 41,65 | 40,84 | 40,72 | 42,79 | 40,85 | 41,86 | 41,56 | |
| Diff. (Auction - Prompt) | 0,79 | 0,94 | 0,04 | -0,78 | -0,83 | 0,40 | -0,29 | |
| Auction: | | | | | | | | |
| Min | 29,97 | 19,94 | 21,68 | 26,99 | 20,68 | 30,05 | 24,85 | |
| Max | 84,81 | 80,09 | 78,30 | 76,42 | 72,91 | 79,30 | 76,73 | |
| Peak | 46,99 | 45,93 | 45,82 | 46,76 | 44,22 | 47,20 | 46,00 | |
| Extended Peak | 45,99 | 45,29 | 44,42 | 45,36 | 43,16 | 45,86 | 44,70 | |
| Off- Peak | 37,88 | 37,62 | 35,70 | 37,26 | 35,83 | 37,32 | 36,53 | |
| Overnight | 35,34 | 34,75 | 33,43 | 35,30 | 33,76 | 35,07 | 34,39 | |

| Overall Market Overview | | | | | | | | |
|--------------------------|--------------------|--------------------|--------------------|--------------------|--------------------|--------------------|---------------------|-----------------------|
| Date: | Week 51 | Week 52 | Week 01 | Week 02 | Week 03 | Week 04 | Total in 2012 | Total |
| For delivery on: | | | | | | | | |
| Volume in MWh: | | | | | | | | |
| Prompt | 557 460 | 416 668 | 596 760 | 651 104 | 744 442 | 668 954 | 2 661 260 | 46 552 940 |
| Spot | 1 435 | 0 | 0 | 0 | 2 400 | 328 | 2 728 | 12 539 |
| Auction | 1 147 004 | 1 012 075 | 1 340 681 | 1 503 231 | 1 131 413 | 1 247 419 | 5 448 551 | 26 701 608 |
| Total | 1 705 899 | 1 428 743 | 1 937 441 | 2 154 335 | 1 878 255 | 1 916 701 | 8 112 539 | 73 267 087 |
| Traded in £ | | | | | | | | |
| Prompt | £23 264 257 | £16 724 895 | £24 110 917 | £27 037 434 | £30 400 778 | £28 007 098 | £109 556 226 | £2 112 836 598 |
| Spot | £74 241 | £0 | £0 | £0 | £94 800 | £12 113 | £106 913 | £589 838 |
| Auction | £49 706 724 | £43 126 391 | £55 830 676 | £64 613 883 | £46 966 425 | £54 703 967 | £229 432 148 | £1 225 051 915 |
| Total | £73 045 223 | £59 851 286 | £79 941 593 | £91 651 317 | £77 462 003 | £82 723 177 | £339 095 287 | £3 338 478 351 |
| Prices £/MWh: | | | | | | | | |
| Avg - Base | 42,44 | 41,78 | 40,76 | 42,01 | 40,02 | 42,26 | 41,26 | 47,92 |
| Prompt Index | 41,65 | 40,84 | 40,72 | 42,79 | 40,85 | 41,86 | 41,56 | 48,03 |
| Diff. (Auction - Prompt) | 0,79 | 0,94 | 0,04 | -0,78 | -0,83 | 0,40 | -0,29 | -0,11 |
| Number of Trades Spot | 57 | 0 | 0 | 0 | 1 | 3 | 4 | 169 |
| Number of Trades Prompt | 964 | 508 | 793 | 963 | 1057 | 949 | 3762 | 45701 |

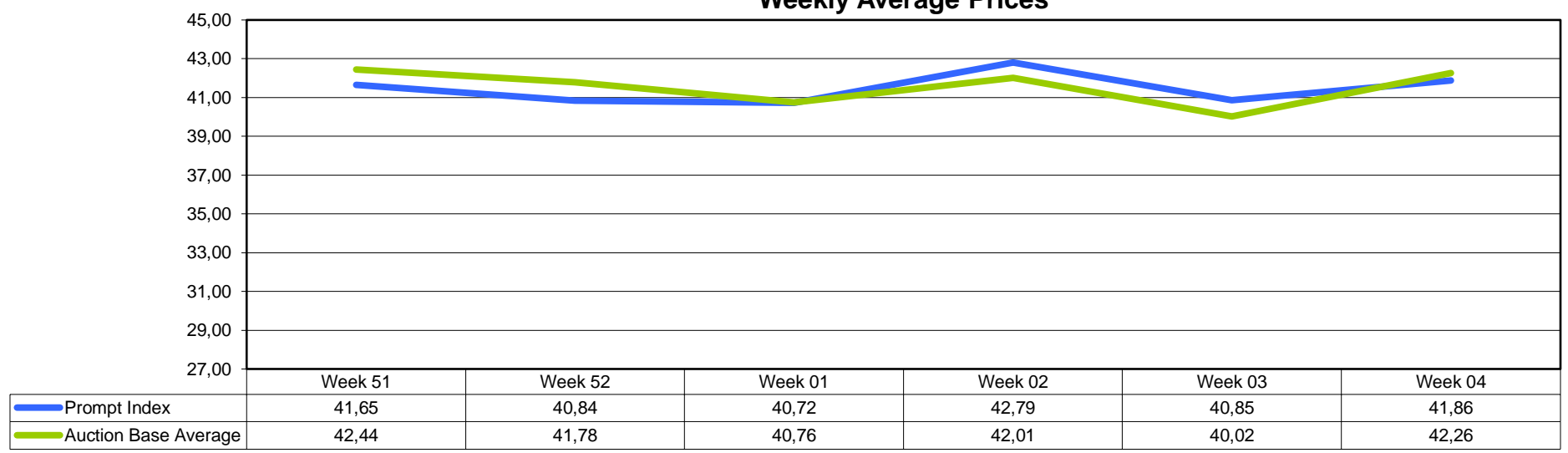
Total Traded Volumes (MWh)



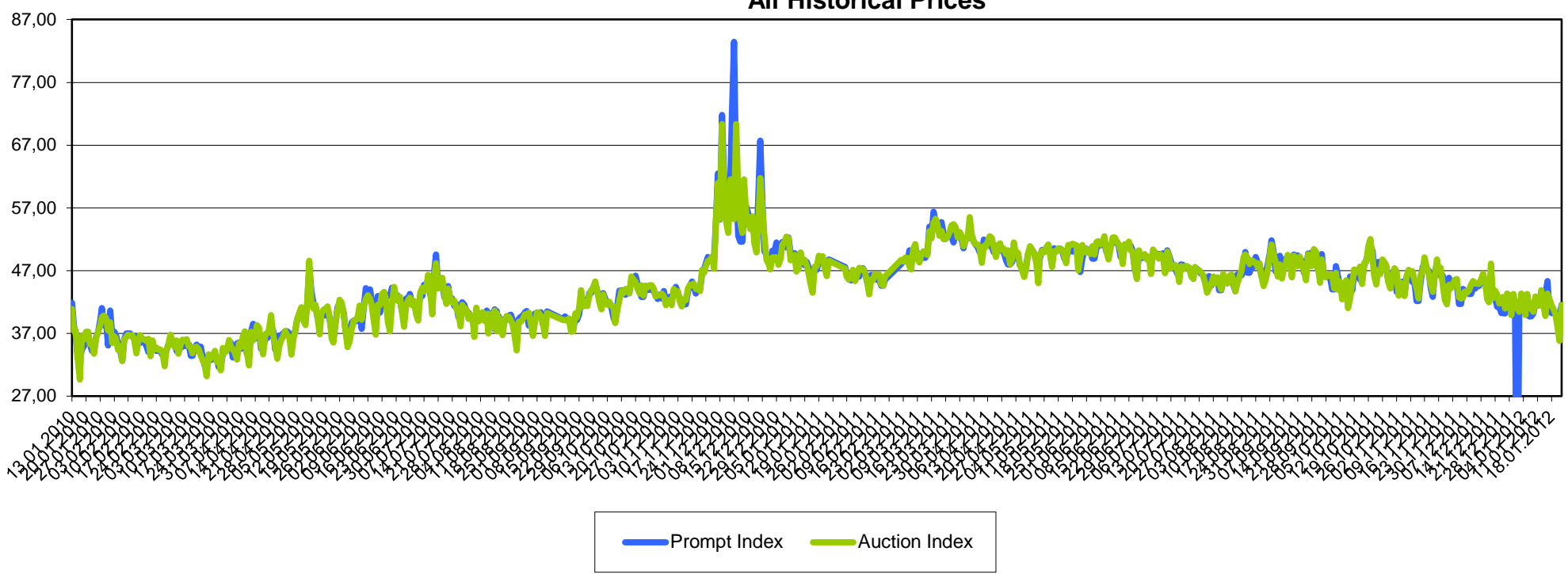
Traded Volumes by market (MWh)



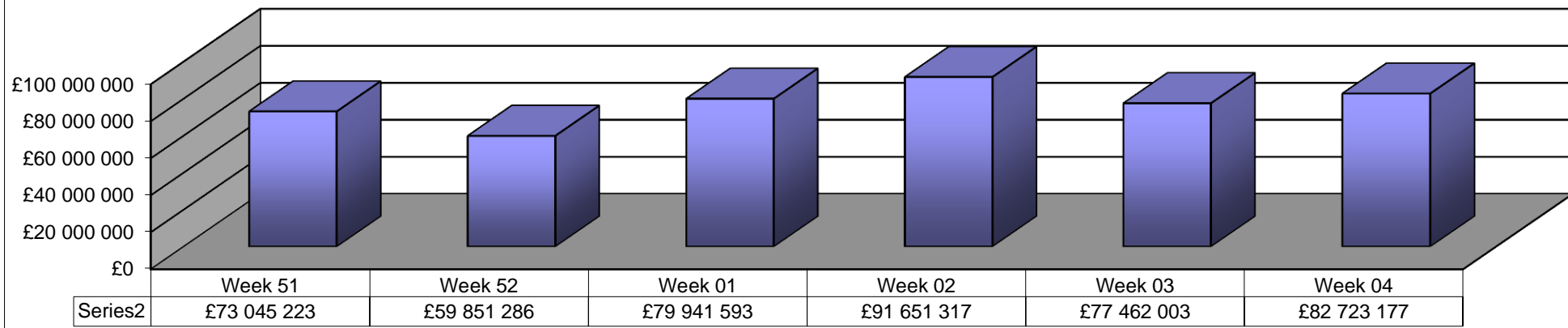
Weekly Average Prices



All Historical Prices

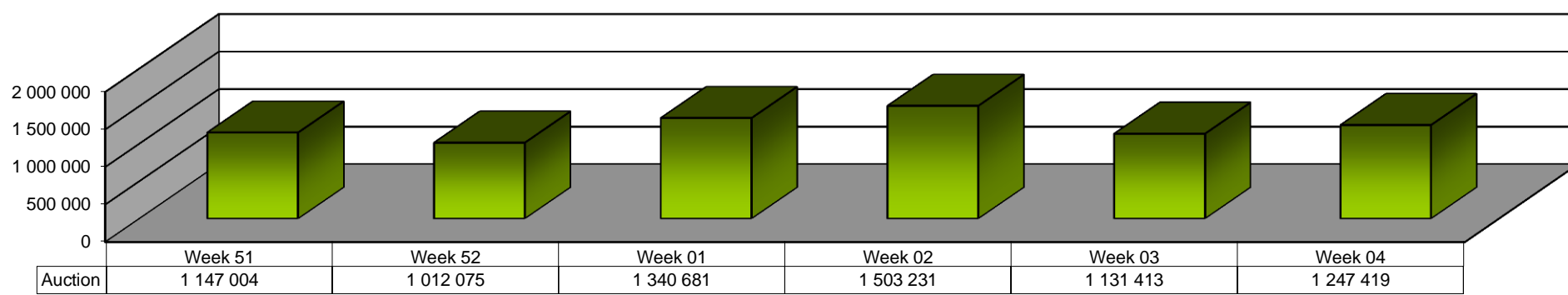


Total Trading Activity (turnover) in Pounds



■ Series2

Volumes - Auction



■ Auction