



Report Date:
03.01.2012

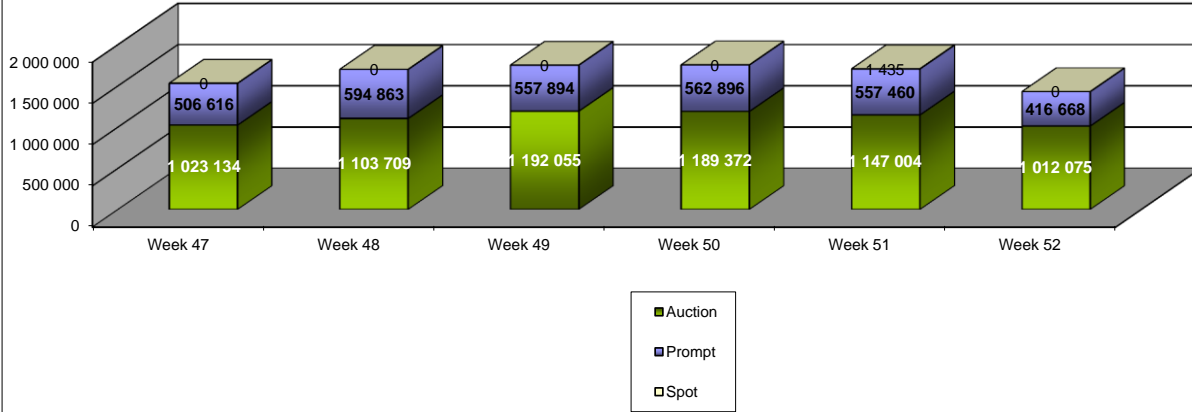
N2EX (UK Power Exchange) Weekly Totals 2011

VOLUMES								
Date:	Week 47	Week 48	Week 49	Week 50	Week 51	Week 52	Total in 2011	Total
Volume in MWh:								
Prompt	506 616	594 863	557 894	562 896	557 460	416 668	26 868 695	43 851 084
Spot	0	0	0	0	1 435	0	9 811	9 811
Auction	1 023 134	1 103 709	1 192 055	1 189 372	1 147 004	1 012 075	18 871 493	21 479 593
Total	1 529 750	1 698 572	1 749 949	1 752 268	1 705 899	1 428 743	45 749 999	65 340 488
Change from previous week	-13 %	11 %	3 %	0,1 %	-2,6 %	-16,2 %		
Prompt Index Volume	23 523	35 359	34 550	29 949	23 503	25 413	32 437	
Traded in £								
Prompt	£23 241 252,40	£26 346 175,20	£23 997 016,70	£24 623 706,00	£23 264 257,00	£16 724 894,60	£1 262 964 967	£2 003 280 372
Spot	£0,00	£0,00	£0,00	£0,00	£74 241,38	£0,00	£482 926	£482 926
Auction	£48 273 309,72	£50 208 055,76	£54 356 493,63	£55 152 167,07	£49 706 724,30	£43 126 390,92	£890 395 654	£1 002 936 964
Total	£71 514 562	£76 554 231	£78 353 510	£79 775 873	£73 045 223	£59 851 286	£2 153 843 547	£3 006 700 262

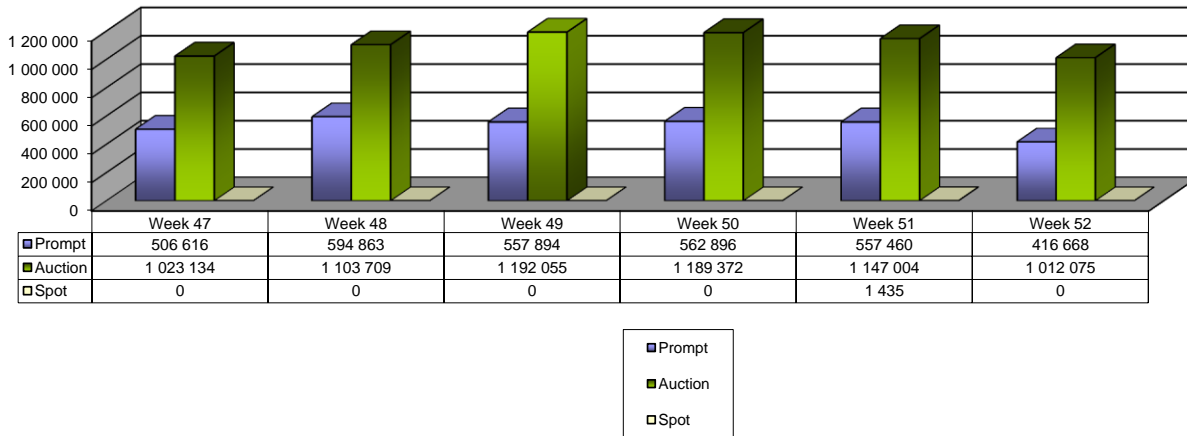
PRICES								
Date:	Week 47	Week 48	Week 49	Week 50	Week 51	Week 52	AVG in 2011	AVERAGE
Prices £/MWh:								
Auction - Base	45,28	44,01	44,39	44,93	42,44	41,78	47,74	
Prompt Index	45,94	43,86	43,95	44,51	41,65	40,84	47,71	
<i>Diff. (Auction - Prompt)</i>	-0,66	0,15	0,43	0,42	0,79	0,94	0,03	
Auction:								
Min	33,40	31,82	31,86	32,51	29,97	19,94	16,54	
Max	95,29	85,26	81,49	85,00	84,81	80,09	58,22	
Peak	50,95	49,53	49,98	50,55	46,99	45,93	45,93	
Extended Peak	49,30	48,24	48,48	49,31	45,99	45,29	45,29	
Off- Peak	39,60	38,48	38,79	39,31	37,88	37,62	37,62	
Overnight	37,22	35,54	36,20	36,17	35,34	34,75	34,01	

Overall Market Overview								
Date:	Week 47	Week 48	Week 49	Week 50	Week 51	Week 52	Total in 2011	Total
For delivery on:								
Volume in MWh:								
Prompt	506 616	594 863	557 894	562 896	557 460	416 668	26 868 695	26 823 426
Spot	0	0	0	0	1 435	0	9 811	9 811
Auction	1 023 134	1 103 709	1 192 055	1 189 372	1 147 004	1 012 075	18 871 493	12 837 074
Total	1 529 750	1 698 572	1 749 949	1 752 268	1 705 899	1 428 743	45 749 999	39 668 876
Traded in £								
Prompt	£23 241 252	£26 346 175	£23 997 017	£24 623 706	£23 264 257	£16 724 895	£1 262 964 967	£1 294 494 951
Spot	£0	£0	£0	£0	£74 241	£0	£482 926	£408 684
Auction	£48 273 310	£50 208 056	£54 356 494	£55 152 167	£49 706 724	£43 126 391	£890 395 654	£623 713 332
Total	£71 514 562	£76 554 231	£78 353 510	£79 775 873	£73 045 223	£59 851 286	£2 153 843 547	£1 918 616 968
Prices £/MWh:								
Avg - Base	45,28	44,01	44,39	44,93	42,44	41,78	47,74	48,91
Prompt Index	45,94	43,86	43,95	44,51	41,65	40,84	47,71	49,06
<i>Diff. (Auction - Prompt)</i>	-0,66	0,15	0,43	0,42	0,79	0,94	0,02	-0,15
Number of Trades Spot	0	0	0	0	57	0	165	165
Number of Trades Prompt	692	915	834	840	964	508	37527	41939

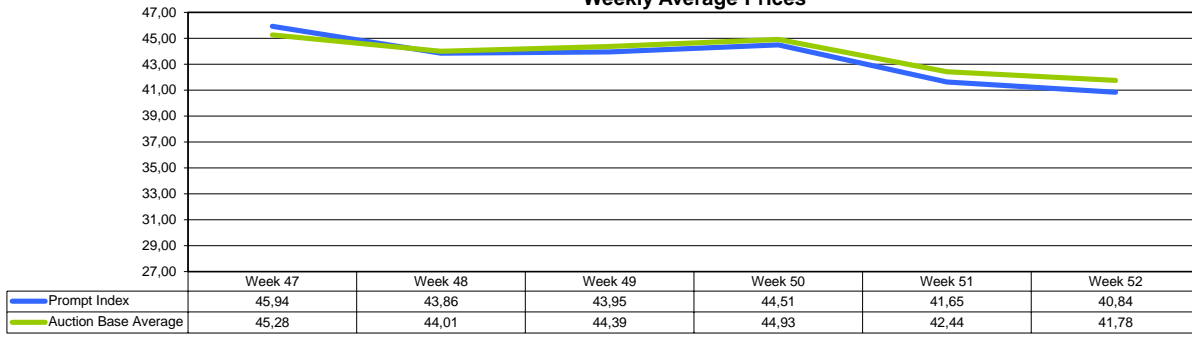
Total Traded Volumes (MWh)



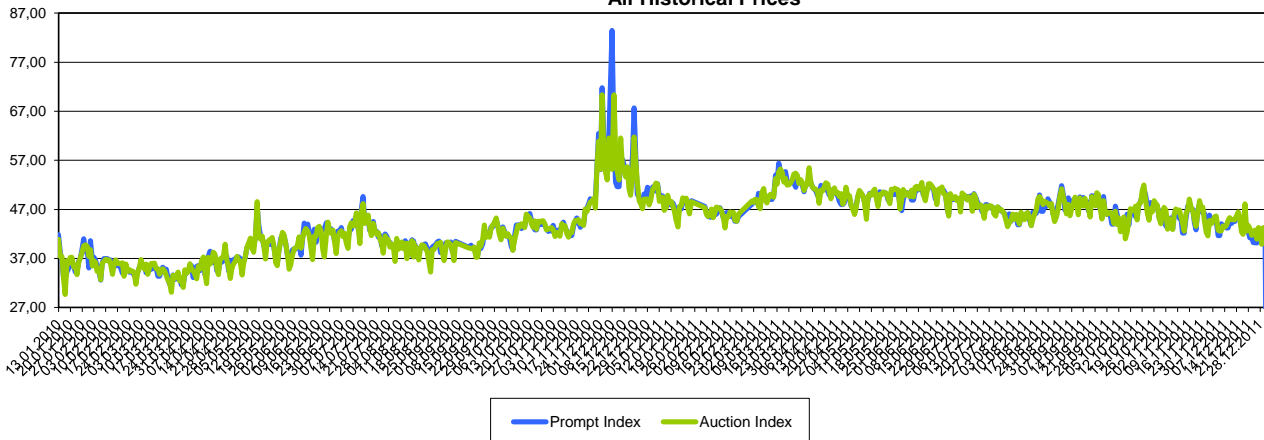
Traded Volumes by market (MWh)



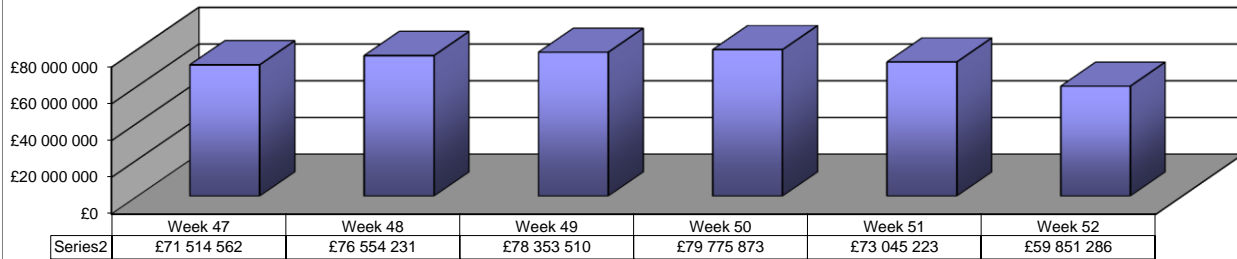
Weekly Average Prices



All Historical Prices

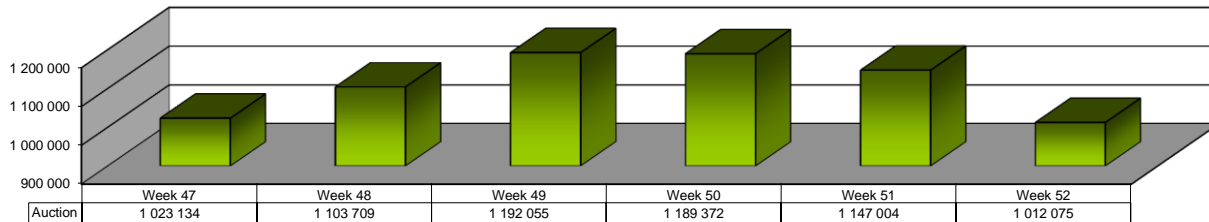


Total Trading Activity (turnover) in Pounds



■ Series2

Volumes - Auction



■ Auction