



Report Date:
07.11.2011

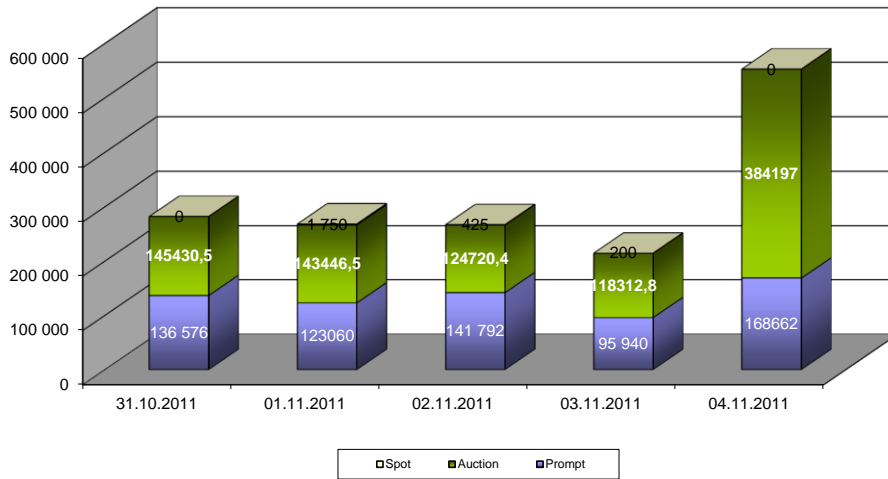
N2EX (UK Power Exchange) Weekly Report - Week 44

VOLUMES								
Trading Date:	31.10.2011	01.11.2011	02.11.2011	03.11.2011	04.11.2011	05.11.2011	06.11.2011	Total
Volume in MWh:								
Prompt	136 576	123 060	141 792	95 940	168 662			666 030
Spot	0	1 750	425	200	0	0	0	2 375
Auction	145 431	143 447	124 720	118 313	123 283	129 002	131 912	916 107
Total	282 007	268 257	266 937	214 453	291 945	129 002	131 912	1 584 512
Prompt Index Volume	55128	58128	34152	31128	8832	8400	32400	32595
Traded in £								
Prompt	£6 242 459	£5 640 123	£6 130 538	£4 146 687	£7 492 590			£29 652 395
Spot	£0	£89 000	£18 205	£8 200	£0	£0	£0	£115 405
Auction	£7 274 780	£7 010 420	£5 473 860	£5 478 705	£5 512 475	£5 666 022	£6 133 253	£42 549 513
Total	£13 517 238	£12 739 542	£11 622 602	£9 633 592	£13 005 064	£5 666 022	£6 133 253	£72 317 313

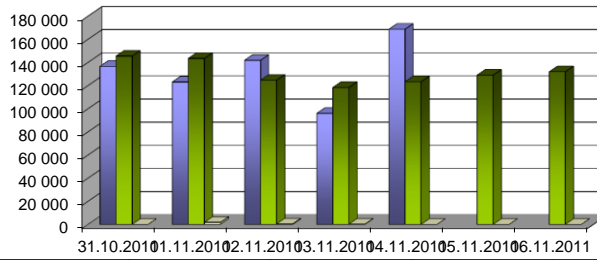
PRICES								
Delivery Date:	01.10.2011	02.10.2011	03.10.2011	04.10.2011	05.10.2011	06.10.2011	07.10.2011	AVERAGE
Prices £/MWh:								
Auction - Base	47.40	46.82	42.98	45.15	43.57	42.91	46.03	44.98
Prompt Index	46.23	46.78	43.57	45.01	45.25	43.05	46.00	45.13
<i>Diff. (Auction - Prompt)</i>	<i>1,17</i>	<i>0,04</i>	<i>-0,59</i>	<i>0,14</i>	<i>-1,68</i>	<i>-0,14</i>	<i>0,03</i>	<i>-0,15</i>
Auction:								
Min	35,12	34,47	31,68	32,25	32,91	31,52	31,16	31,16
Max	85,87	89,81	80,61	79,94	89,93	89,93	84,09	89,93
Peak	53,64	52,52	48,61	51,10	48,59	47,77	54,04	50,90
Extended Peak	52,07	51,19	46,71	49,01	46,92	46,88	51,08	49,12
Off- Peak	41,16	41,11	37,35	39,19	38,54	38,04	38,03	39,06
Overnight	38,07	38,07	35,52	37,43	36,87	34,97	35,94	36,69

Overall Market Overview								
Date:	31.10.2011	01.11.2011	02.11.2011	03.11.2011	04.11.2011	05.11.2011	06.11.2011	Total
For delivery on:	01.10.2011	02.10.2011	03.10.2011	04.10.2011	05.10.2011	06.10.2011	07.10.2011	
Volume in MWh:								
Prompt	136 576	123060	141 792	95 940	168662			666 030
Spot	0	1 750	425	200	0	0	0	2 375
Auction	145 431	143446,5	124720,4	118312,8	123283	129001,7	131912,3	916 107
<i>Auction 5 days</i>	<i>145430,5</i>	<i>143446,5</i>	<i>124720,4</i>	<i>118312,8</i>	<i>384197</i>			
Total	282 007	268 257	266 937	214 453	291 945	129 002	131 912	1 584 512
Traded in £								
Prompt	£6 242 459	£5 640 123	£6 130 538	£4 146 687	£7 492 590	£0	£0	£29 652 395
Spot	£0	£89 000	£18 205	£8 200	£0	£0	£0	£115 405
Auction	£7 274 780	£7 010 420	£5 473 860	£5 478 705	£5 512 475	£5 666 022	£6 133 253	£42 549 513
Total	£13 517 238	£12 739 542	£11 622 602	£9 633 592	£13 005 064	£5 666 022	£6 133 253	£72 317 313
Prices £/MWh:								
Avg - Base	47.40	46.82	42.98	45.15	43.57	42.91	46.03	44.98
Prompt Index	46.78	43.57	45.01	45.01	45.25	43.05	46.00	44.95
<i>Diff. (Auction - Prompt)</i>	<i>0,62</i>	<i>3,25</i>	<i>-2,03</i>	<i>0,14</i>	<i>-1,68</i>	<i>-0,14</i>	<i>0,03</i>	<i>0,03</i>
Number of Trades (Spot)	0	23	8	2	0	0	0	33
Number of Trades (Promp	226	200	191	170	200			987

Total Traded Volumes (Mon-Fri) in MWh



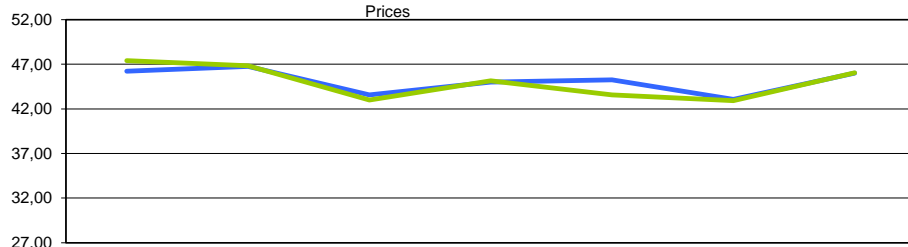
Traded Volumes by market (MWh)



	31.10.2011	01.11.2011	02.11.2011	03.11.2011	04.11.2011	05.11.2011	06.11.2011
Prompt	136 576	123 060	141 792	95 940	168 662	0	0
Auction	145 431	143 446,5	124 720,4	118 312,8	123 283	129 001,7	131 912,3
Spot	0	1 750	425	200	0	0	0

Traded Volumes by market (MWh)

Prices



	01.10.2011	02.10.2011	03.10.2011	04.10.2011	05.10.2011	06.10.2011	07.10.2011
Prompt Index	46,23	46,78	43,57	45,01	45,25	43,05	46,00
Auction Base Average	47,40	46,82	42,98	45,15	43,57	42,91	46,03