



Report Date:
21.03.2011

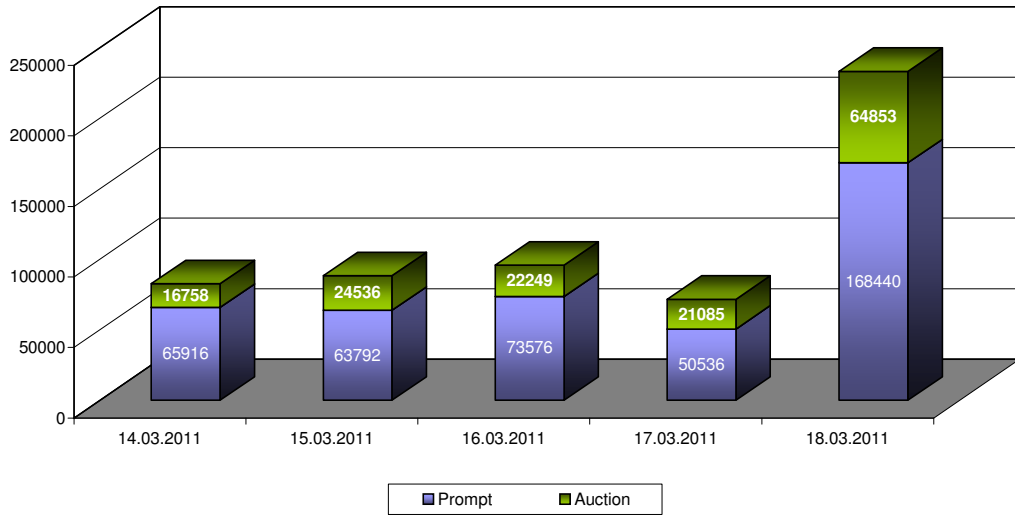
N2EX (UK Power Exchange) Weekly Report - Week 11

VOLUMES								
Trading Date:	14.03.2011	15.03.2011	16.03.2011	17.03.2011	18.03.2011	19.03.2011	20.03.2011	Total
Volume in MWh:								
Prompt	65 916	63 792	73 576	50 536	168 440			422 260
Auction	16 758	24 536	22 249	21 085	18 152	18 704	27 997	149 481
Total	82 674	88 328	95 825	71 621	186 592	18 704	27 997	571 741
Prompt Index Volume	36 168	19 416	38 040	11 904	53 616	53 616	40 104	36 123
Traded in £								
Prompt	£3 425 462	£3 247 061	£3 958 625	£2 693 933	£9 015 506			£22 340 587
Auction	£919 004	£1 282 286	£1 273 309	£1 204 019	£931 786	£913 097	£1 523 631	£8 047 132
Total	£4 344 466	£4 529 347	£5 231 934	£3 897 952	£9 947 292	£913 097	£1 523 631	£30 387 719

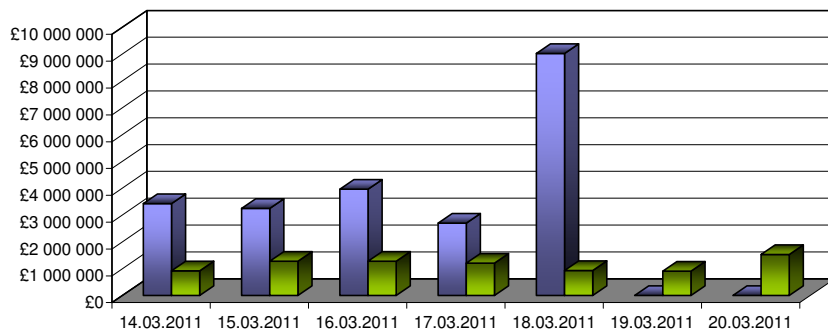
PRICES								
Delivery Date:	15.03.2011	16.03.2011	17.03.2011	18.03.2011	19.03.2011	20.03.2011	21.03.2011	AVERAGE
Prices £/MWh:								
Auction - Base	53,26	52,16	54,65	55,24	54,48	52,55	53,34	53,67
Prompt Index	53,99	52,70	56,38	54,68	53,56	53,56	54,72	54,23
Diff. (Auction - Prompt)	-0,73	-0,54	-1,73	0,56	0,92	-1,01	-1,38	-0,56
Auction:								
Min	41,99	39,20	41,94	44,18	41,19	36,19	43,90	36,19
Max	81,03	84,97	87,87	84,91	88,94	85,97	79,95	88,94
Peak	58,20	55,97	59,50	59,90	58,29	56,09	57,00	57,85
Extended Peak	56,97	55,37	58,83	58,95	58,45	56,88	55,64	57,30
Off- Peak	48,32	48,34	49,79	50,57	50,66	49,02	49,69	49,48
Overnight	45,85	45,72	46,28	47,81	46,53	43,90	48,75	46,40

Overall Market Overview								
Date:	14.03.2011	15.03.2011	16.03.2011	17.03.2011	18.03.2011	19.03.2011	20.03.2011	Total
For delivery on:	15.03.2011	16.03.2011	17.03.2011	18.03.2011	19.03.2011	20.03.2011	21.03.2011	
Volume in MWh:								
Prompt	65916	63792	73576	50536	168440			422 260
Auction	16758	24536	22249	21085	18152	18704	27997	149 481
Auction 5 days	16758	24536	22249	21085	64853			
Total	82 674	88 328	95 825	71 621	186 592	18 704	27 997	571 741
Traded in £								
Prompt	£3 425 462	£3 247 061	£3 958 625	£2 693 933	£9 015 506	£0	£0	£22 340 587
Auction	£919 004	£1 282 286	£1 273 309	£1 204 019	£931 786	£913 097	£1 523 631	£8 047 132
Total	£4 344 466	£4 529 347	£5 231 934	£3 897 952	£9 947 292	£913 097	£1 523 631	£30 387 719
Prices £/MWh:								
Avg - Base	53,26	52,16	54,65	55,24	54,48	52,55	53,34	53,67
Prompt Index	53,99	52,70	56,38	54,68	53,56	53,56	54,72	54,23
Diff. (Auction - Prompt)	-0,73	-0,54	-1,73	0,56	0,92	-1,01	-1,38	-0,56
Number of Trades (Prompt)	108	110	113	73	176			580

Total Traded Volumes (Mon-Fri) in MWh



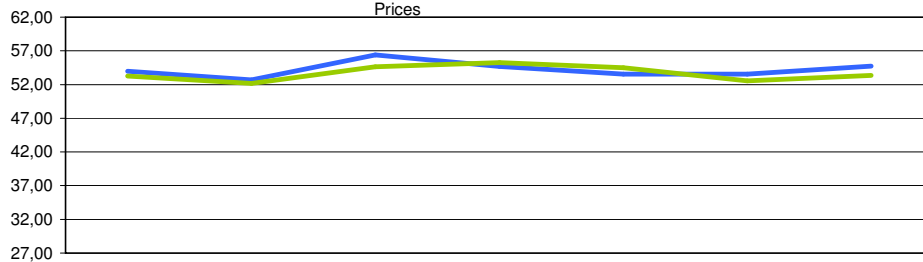
Traded Volumes by market (MWh)



	14.03.2011	15.03.2011	16.03.2011	17.03.2011	18.03.2011	19.03.2011	20.03.2011
■ Prompt	£3 425 462	£3 247 061	£3 958 625	£2 693 933	£9 015 506	£0	£0
■ Auction	£919 004	£1 282 286	£1 273 309	£1 204 019	£931 786	£913 097	£1 523 631

Traded Volumes by market (MWh)

Prices



	15.03.2011	16.03.2011	17.03.2011	18.03.2011	19.03.2011	20.03.2011	21.03.2011
— Prompt Index	53,99	52,70	56,38	54,68	53,56	53,56	54,72
— Auction Base Average	53,26	52,16	54,65	55,24	54,48	52,55	53,34