



Report Date:
25.02.2011

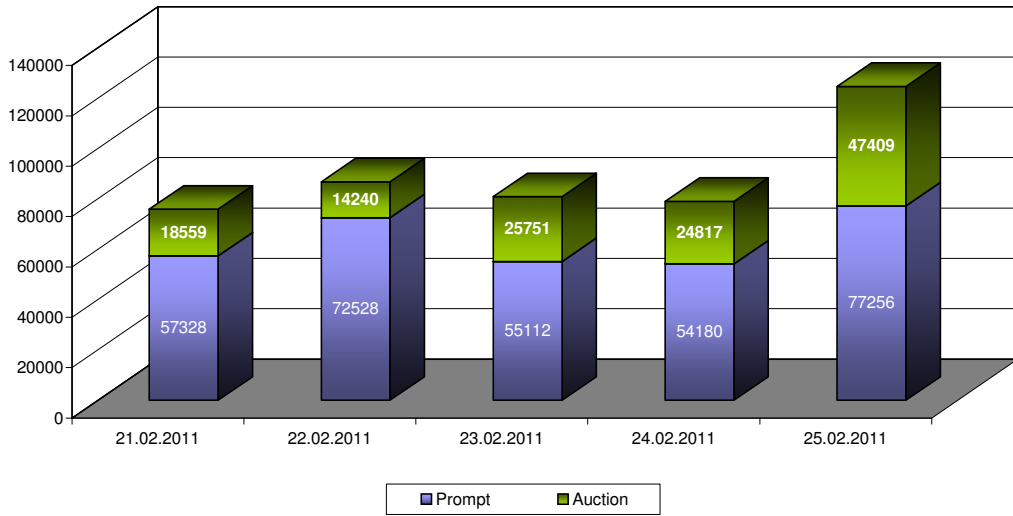
N2EX (UK Power Exchange) Weekly Report - Week 8

VOLUMES								
Trading Date:	21.02.2011	22.02.2011	23.02.2011	24.02.2011	25.02.2011	26.02.2011	27.02.2011	Total
Volume in MWh:								
Prompt	57 328	72 528	55 112	54 180	77 256			316 404
Auction	18 559	14 240	25 751	24 817	13 068	10 355	23 986	130 776
Total	75 887	86 768	80 863	78 997	90 324	10 355	23 986	447 180
Prompt Index Volume	23 520	37 104	33 456	40 032	38 640	38 640	9 120	31 502
Traded in £								
Prompt	£2 530 169	£3 382 416	£2 574 761	£2 416 785	£3 558 446			£14 462 577
Auction	£897 193	£694 936	£1 281 427	£1 209 683	£629 903	£485 696	£1 211 183	£6 410 020
Total	£3 427 362	£4 077 351	£3 856 188	£3 626 468	£4 188 349	£485 696	£1 211 183	£20 872 597

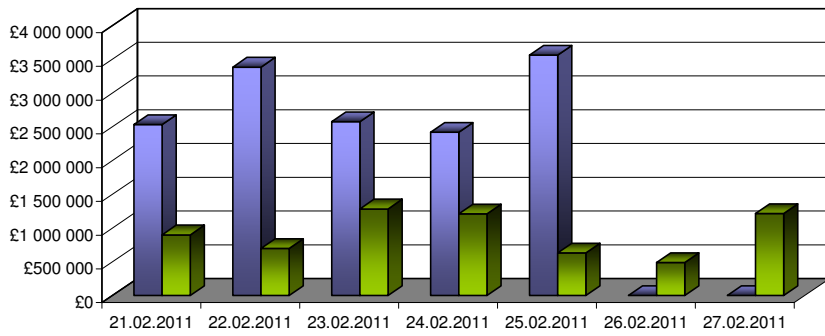
PRICES								
Delivery Date:	22.02.2011	23.02.2011	24.02.2011	25.02.2011	26.02.2011	27.02.2011	28.02.2011	AVERAGE
Prices £/MWh:								
Auction - Base	46,80	46,69	47,03	47,08	47,70	45,56	48,05	46,99
Prompt Index	46,55	47,49	46,84	45,93	46,07	46,07	47,10	46,58
<i>Diff. (Auction - Prompt)</i>	<i>0,25</i>	<i>-0,80</i>	<i>0,19</i>	<i>1,15</i>	<i>1,63</i>	<i>-0,51</i>	<i>0,95</i>	<i>0,41</i>
Auction:								
Min	36,14	37,45	36,81	35,99	35,93	35,96	37,06	35,93
Max	68,85	65,94	67,95	68,02	74,96	75,05	69,80	75,05
Peak	52,23	51,00	51,85	52,10	51,55	48,85	53,59	51,60
Extended Peak	50,52	49,85	50,79	50,88	51,19	49,14	52,19	50,65
Off- Peak	41,37	42,38	42,20	42,06	43,86	42,27	42,51	42,38
Overnight	39,35	40,37	39,50	39,50	40,73	38,40	39,76	39,66

Overall Market Overview								
Date:	21.02.2011	22.02.2011	23.02.2011	24.02.2011	25.02.2011	26.02.2011	27.02.2011	Total
For delivery on:	22.02.2011	23.02.2011	24.02.2011	25.02.2011	26.02.2011	27.02.2011	28.02.2011	
Volume in MWh:								
Prompt	57328	72528	55112	54180	77256			316 404
Auction	18559	14240	25751	24817	13068	10355	23986	130 776
<i>Auction 5 days</i>	18559	14240	25751	24817	47409			
Total	75 887	86 768	80 863	78 997	90 324	10 355	23 986	447 180
Traded in £								
Prompt	£2 530 169	£3 382 416	£2 574 761	£2 416 785	£3 558 446	£0	£0	£14 462 577
Auction	£897 193	£694 936	£1 281 427	£1 209 683	£629 903	£485 696	£1 211 183	£6 410 020
Total	£3 427 362	£4 077 351	£3 856 188	£3 626 468	£4 188 349	£485 696	£1 211 183	£20 872 597
Prices £/MWh:								
Avg - Base	46,80	46,69	47,03	47,08	47,70	45,56	48,05	46,99
Prompt Index	46,55	47,49	46,84	45,93	46,07	46,07	47,10	46,58
<i>Diff. (Auction - Prompt)</i>	<i>0,25</i>	<i>-0,80</i>	<i>0,19</i>	<i>1,15</i>	<i>1,63</i>	<i>-0,51</i>	<i>0,95</i>	<i>0,41</i>
Number of Trades (Prompt)	105	129	168	144	85			631

Total Traded Volumes (Mon-Fri) in MWh



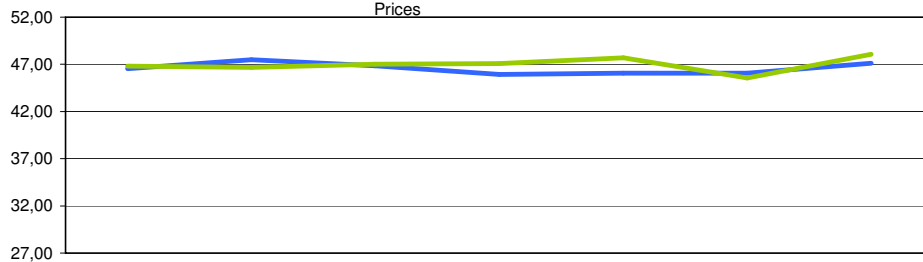
Traded Volumes by market (MWh)



	21.02.2011	22.02.2011	23.02.2011	24.02.2011	25.02.2011	26.02.2011	27.02.2011
■ Prompt	£2 530 169	£3 382 416	£2 574 761	£2 416 785	£3 558 446	£0	£0
■ Auction	£897 193	£694 936	£1 281 427	£1 209 683	£629 903	£485 696	£1 211 183

Traded Volumes by market (MWh)

Prices



	22.02.2011	23.02.2011	24.02.2011	25.02.2011	26.02.2011	27.02.2011	28.02.2011
— Prompt Index	46,55	47,49	46,84	45,93	46,07	46,07	47,10
— Auction Base Average	46,80	46,69	47,03	47,08	47,70	45,56	48,05