



Report Date:
18.02.2011

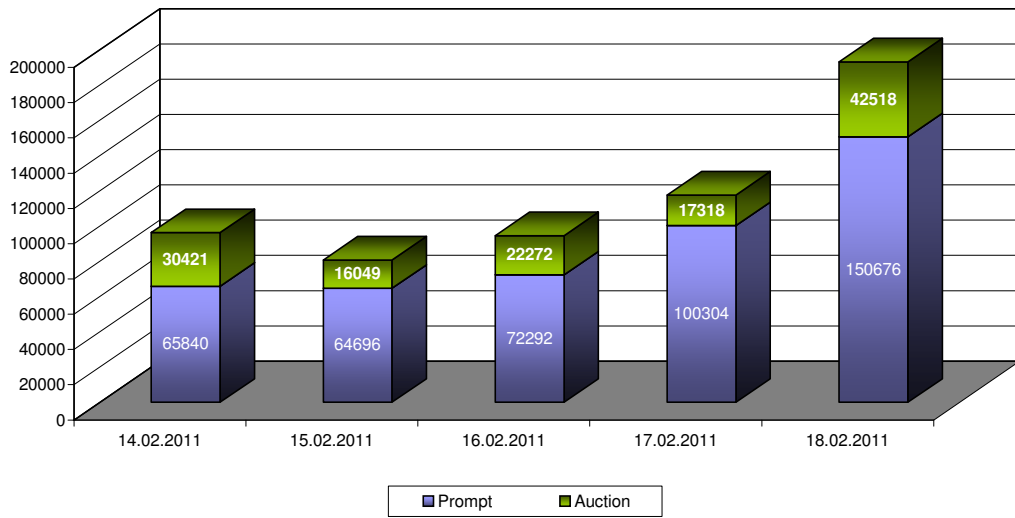
N2EX (UK Power Exchange) Weekly Report - Week 7

VOLUMES								
Trading Date:	14.02.2011	15.02.2011	16.02.2011	17.02.2011	18.02.2011	19.02.2011	20.02.2011	Total
Volume in MWh:								
Prompt	65 840	64 696	72 292	100 304	150 676			453 808
Auction	30 421	16 049	22 272	17 318	11 414	12 890	18 214	128 578
Total	96 261	80 745	94 564	117 622	162 090	12 890	18 214	582 386
Prompt Index Volume	34 248	26 520	23 208	18 672	16 536	16 536	33 936	24 237
Traded in £								
Prompt	£2 977 910	£2 975 861	£3 267 844	£4 616 664	£6 689 508			£20 527 787
Auction	£1 463 215	£794 785	£1 095 095	£849 544	£539 367	£608 386	£924 418	£6 274 809
Total	£4 441 125	£3 770 646	£4 362 939	£5 466 208	£7 228 875	£608 386	£924 418	£26 802 596

PRICES								
Delivery Date:	15.02.2011	16.02.2011	17.02.2011	18.02.2011	19.02.2011	20.02.2011	21.02.2011	AVERAGE
Prices £/MWh:								
Auction - Base	45,44	46,47	46,23	46,40	44,80	44,62	46,04	45,71
Prompt Index	45,84	46,35	45,51	45,67	44,62	44,62	45,51	45,45
Diff. (Auction - Prompt)	-0,40	0,12	0,72	0,73	0,18	0,00	0,53	0,27
Auction:								
Min	33,06	34,98	34,97	36,03	33,44	33,91	32,98	32,98
Max	76,44	76,95	74,92	63,34	83,96	80,97	77,42	83,96
Peak	50,87	51,69	51,63	50,72	48,69	48,24	50,94	50,40
Extended Peak	49,52	50,32	50,21	49,83	48,39	47,89	49,96	49,44
Off- Peak	40,01	41,25	40,84	42,09	40,90	40,99	41,14	41,03
Overnight	37,27	38,77	38,28	39,56	37,62	38,08	38,21	38,25

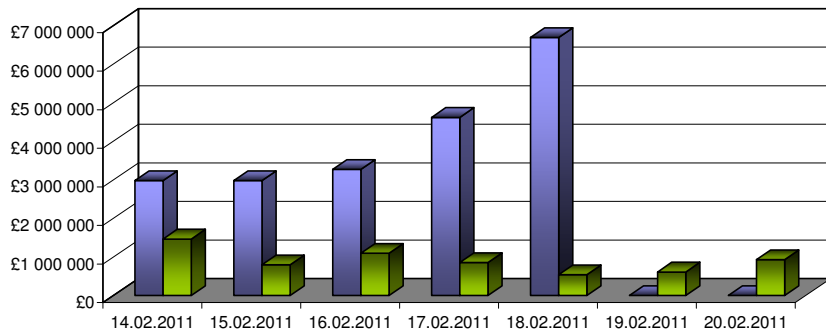
Overall Market Overview								
Date:	14.02.2011	15.02.2011	16.02.2011	17.02.2011	18.02.2011	19.02.2011	20.02.2011	Total
For delivery on:	15.02.2011	16.02.2011	17.02.2011	18.02.2011	19.02.2011	20.02.2011	21.02.2011	
Volume in MWh:								
Prompt	65840	64696	72292	100304	150676			453 808
Auction	30421	16049	22272	17318	11414	12890	18214	128 578
Auction 5 days	30421	16049	22272	17318	42518			
Total	96 261	80 745	94 564	117 622	162 090	12 890	18 214	582 386
Traded in £								
Prompt	£2 977 910	£2 975 861	£3 267 844	£4 616 664	£6 689 508	£0	£0	£20 527 787
Auction	£1 463 215	£794 785	£1 095 095	£849 544	£539 367	£608 386	£924 418	£6 274 809
Total	£4 441 125	£3 770 646	£4 362 939	£5 466 208	£7 228 875	£608 386	£924 418	£26 802 596
Prices £/MWh:								
Avg - Base	45,44	46,47	46,23	46,40	44,80	44,62	46,04	45,71
Prompt Index	45,84	46,35	45,51	45,67	44,62	44,62	45,51	45,45
Diff. (Auction - Prompt)	-0,40	0,12	0,72	0,73	0,18	0,00	0,53	0,27
Number of Trades (Prompt)	105	111	146	115	184			661

Total Traded Volumes (Mon-Fri) in MWh



■ Prompt ■ Auction

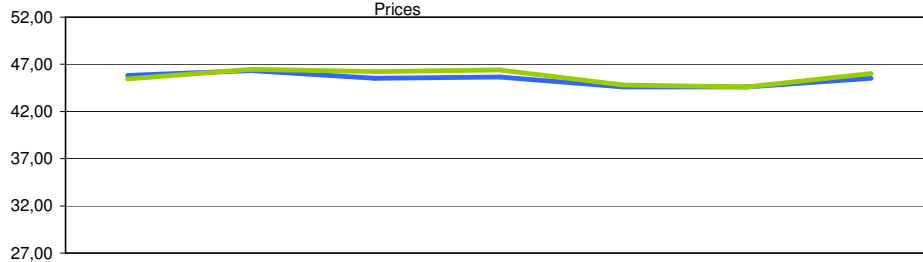
Traded Volumes by market (MWh)



	14.02.2011	15.02.2011	16.02.2011	17.02.2011	18.02.2011	19.02.2011	20.02.2011
■ Prompt	€2 977 910	€2 975 861	€3 267 844	€4 616 664	€6 689 508	€0	€0
■ Auction	€1 463 215	€794 785	€1 095 095	€849 544	€539 367	€608 386	€924 418

■ Prompt ■ Auction

Prices



	15.02.2011	16.02.2011	17.02.2011	18.02.2011	19.02.2011	20.02.2011	21.02.2011
— Prompt Index	45,84	46,35	45,51	45,67	44,62	44,62	45,51
— Auction Base Average	45,44	46,47	46,23	46,40	44,80	44,62	46,04