



Report Date:
11.02.2011

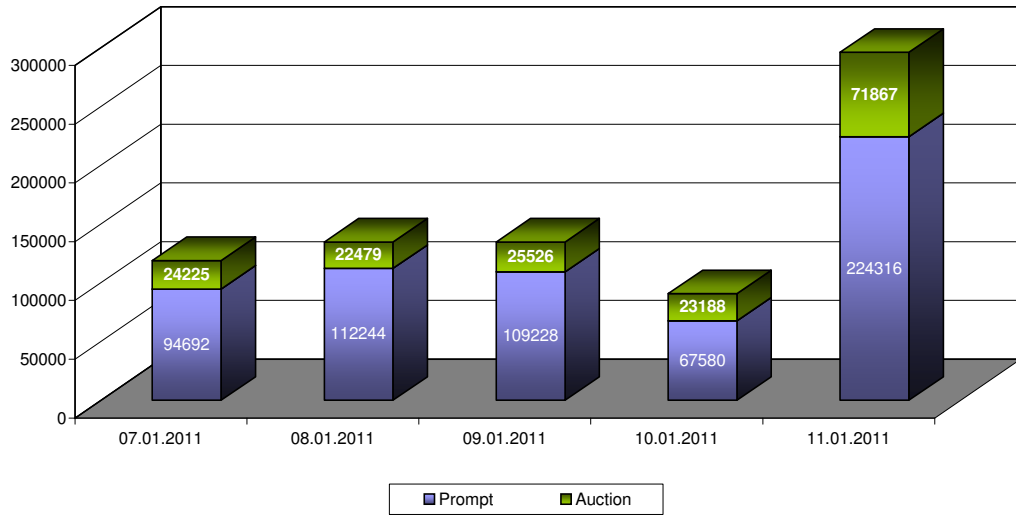
N2EX (UK Power Exchange) Weekly Report - Week 6

VOLUMES								
Trading Date:	07.01.2011	08.01.2011	09.01.2011	10.01.2011	11.01.2011	12.01.2011	13.01.2011	Total
Volume in MWh:								
Prompt	94 692	112 244	109 228	67 580	224 316			608 060
Auction	24 225	22 479	25 526	23 188	24 132	20 532	27 203	167 285
Total	118 917	134 723	134 754	90 768	248 448	20 532	27 203	775 345
Prompt Index Volume	38472	42 360	65 568	49 776	32 376	32 376	81 984	48 987
Traded in £								
Prompt	£4 309 904	£5 157 438	£5 109 082	£3 100 635	£9 869 973			£27 547 032
Auction	£1 203 761	£1 140 994	£1 242 993	£1 134 416	£1 140 595	£940 116	£1 303 591	£8 106 466
Total	£5 513 665	£6 298 432	£6 352 075	£4 235 051	£11 010 568	£940 116	£1 303 591	£35 653 498

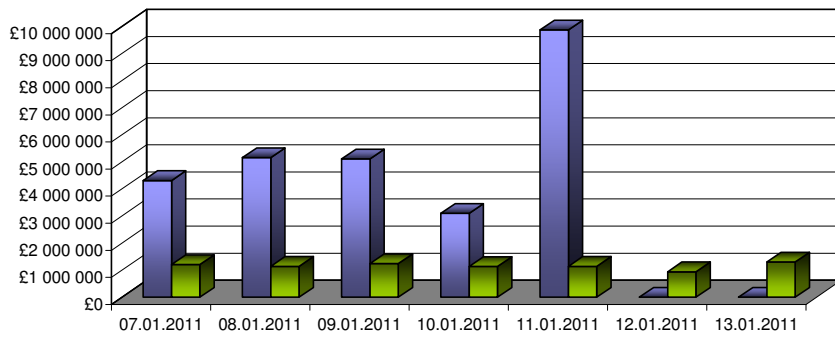
PRICES								
Delivery Date:	08.02.2011	09.02.2011	10.02.2011	11.02.2011	12.02.2011	13.02.2011	14.02.2011	AVERAGE
Prices £/MWh:								
Auction - Base	47,44	47,34	47,22	46,71	45,29	43,21	45,57	46,11
Prompt Index	46,03	46,76	47,35	46,72	45,17	45,17	46,34	46,22
Diff. (Auction - Prompt)	1,41	0,58	-0,13	-0,01	0,12	-1,96	-0,77	-0,11
Auction:								
Min	33,01	33,96	33,99	33,98	32,32	31,88	33,04	31,88
Max	83,51	79,98	79,90	79,99	81,07	73,97	77,98	83,51
Peak	53,60	53,01	53,38	52,61	49,51	47,99	51,21	51,62
Extended Peak	52,35	51,94	51,76	50,73	48,81	46,82	49,52	50,28
Off- Peak	41,28	41,68	41,05	40,80	41,07	38,42	39,94	40,60
Overnight	37,61	38,16	38,13	38,66	38,25	35,98	37,68	37,78

Overall Market Overview								
Date:	07.01.2011	08.01.2011	09.01.2011	10.01.2011	11.01.2011	12.01.2011	13.01.2011	Total
For delivery on:	08.02.2011	09.02.2011	10.02.2011	11.02.2011	12.02.2011	13.02.2011	14.02.2011	
Volume in MWh:								
Prompt	94692	112244	109228	67580	224316			608 060
Auction	24225	22479	25526	23188	24132	20532	27203	167 285
Auction 5 days	24225	22479	25526	23188	71867			
Total	118 917	134 723	134 754	90 768	248 448	20 532	27 203	775 345
Traded in £								
Prompt	£4 309 904	£5 157 438	£5 109 082	£3 100 635	£9 869 973	£0	£0	£27 547 032
Auction	£1 203 761	£1 140 994	£1 242 993	£1 134 416	£1 140 595	£940 116	£1 303 591	£8 106 466
Total	£5 513 665	£6 298 432	£6 352 075	£4 235 051	£11 010 568	£940 116	£1 303 591	£35 653 498
Prices £/MWh:								
Avg - Base	47,44	47,34	47,22	46,71	45,29	43,21	45,57	46,11
Prompt Index	46,03	46,76	47,35	46,72	45,17	45,17	46,34	46,22
Diff. (Auction - Prompt)	1,41	0,58	-0,13	-0,01	0,12	-1,96	-0,77	-0,11
Number of Trades (Prompt)	151	174	150	91	229			795

Total Traded Volumes (Mon-Fri) in MWh



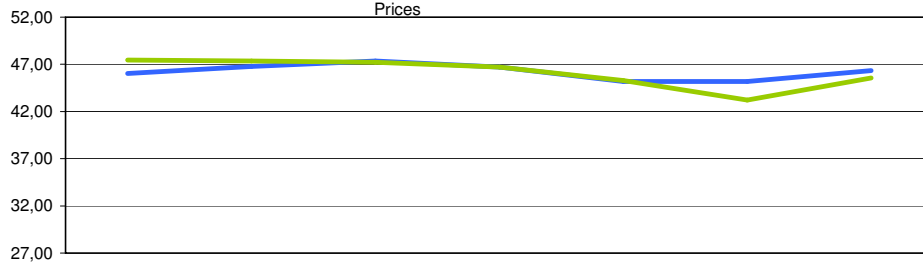
Traded Volumes by market (MWh)



	07.01.2011	08.01.2011	09.01.2011	10.01.2011	11.01.2011	12.01.2011	13.01.2011
Prompt	£4 309 904	£5 157 438	£5 109 082	£3 100 635	£9 869 973	£0	£0
Auction	£1 203 761	£1 140 994	£1 242 993	£1 134 416	£1 140 595	£940 116	£1 303 591

Traded Volumes by market (MWh)

Prices



	08.02.2011	09.02.2011	10.02.2011	11.02.2011	12.02.2011	13.02.2011	14.02.2011
Prompt Index	46,03	46,76	47,35	46,72	45,17	45,17	46,34
Auction Base Average	47,44	47,34	47,22	46,71	45,29	43,21	45,57