



Report Date:  
14.01.2011

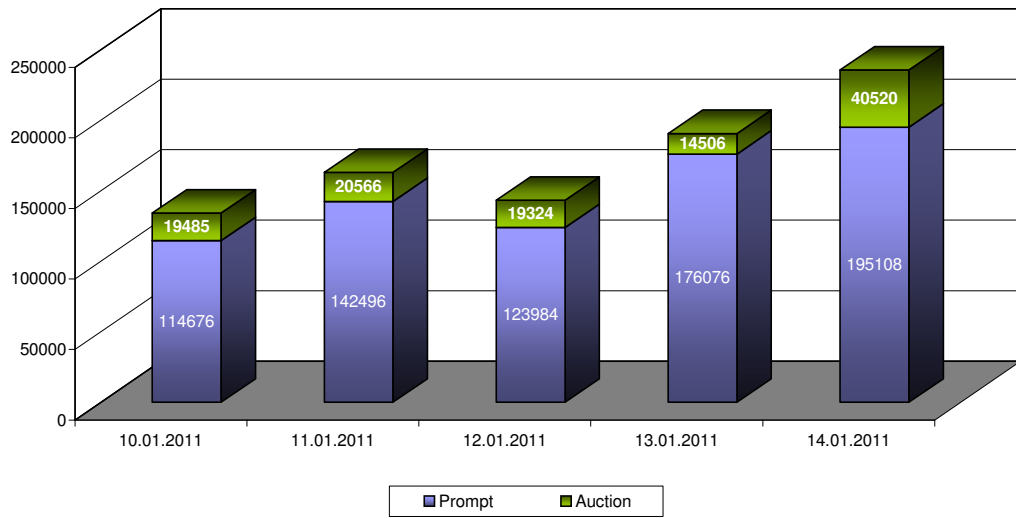
## N2EX (UK Power Exchange) Weekly Report - Week 2

VOLUMES								
Trading Date:	10.01.2011	11.01.2011	12.01.2011	13.01.2011	14.01.2011	15.01.2011	16.01.2011	Total
<b>Volume in MWh:</b>								
Prompt	114676	142496	123984	176076	195 108			752 340
Auction	19485	20566	19324	14506	12907	9880	17733	114 401
<b>Total</b>	<b>134 161</b>	<b>163 062</b>	<b>143 308</b>	<b>190 582</b>	<b>208 015</b>	<b>9 880</b>	<b>17 733</b>	<b>866 741</b>
Prompt Index Volume	42000	56 616	62 976	74 496	10 496	10 496	24 960	40 291
<b>Traded in £</b>								
Prompt	£5 402 781	£6 773 144	£5 897 462	£8 153 546	£8 272 007			£34 498 940
Auction	£945 912	£1 017 006	£937 940	£664 892	£570 552	£429 159	£863 637	£5 429 099
<b>Total</b>	<b>£6 348 693</b>	<b>£7 790 150</b>	<b>£6 835 402</b>	<b>£8 818 438</b>	<b>£8 842 559</b>	<b>£429 159</b>	<b>£863 637</b>	<b>£39 928 039</b>

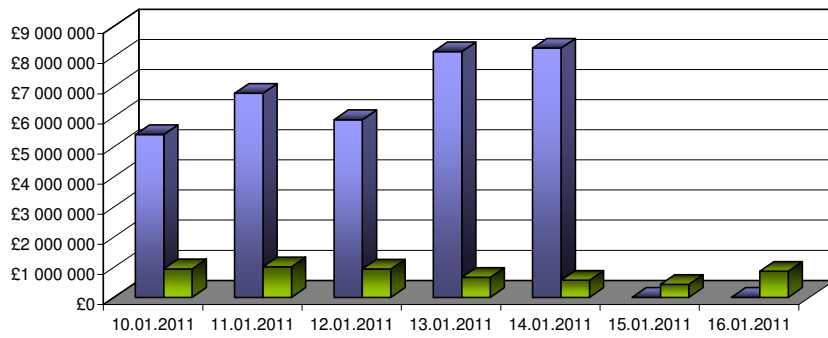
PRICES								
Delivery Date:	11.01.2011	12.01.2011	13.01.2011	14.01.2011	15.01.2011	16.01.2011	17.01.2011	AVERAGE
<b>Prices £/MWh:</b>								
Auction - Base	48,31	48,67	47,79	46,63	44,88	43,45	47,60	46,76
<b>Prompt Index</b>	<b>48,11</b>	<b>47,83</b>	<b>48,34</b>	<b>47,59</b>	<b>46,34</b>	<b>46,34</b>	<b>47,56</b>	<b>47,44</b>
Diff. (Auction - Prompt)	0,20	0,84	-0,55	-0,96	-1,46	-2,89	0,04	-0,68
<b>Auction:</b>								
Min	30,02	33,95	33,98	33,97	32,00	30,09	33,94	30,02
Max	81,62	84,46	79,99	83,45	87,27	87,35	89,91	89,91
Peak	54,68	54,61	53,43	52,51	48,70	46,11	54,09	52,02
Extended Peak	53,02	52,90	51,71	50,39	48,02	46,23	51,82	50,58
Off- Peak	41,94	42,73	42,15	40,76	41,06	40,79	41,12	41,51
Overnight	38,87	40,22	39,94	39,12	38,60	37,90	39,17	39,12

Overall Market Overview								
Date:	10.01.2011	11.01.2011	12.01.2011	13.01.2011	14.01.2011	15.01.2011	16.01.2011	Total
For delivery on:	11.01.2011	12.01.2011	13.01.2011	14.01.2011	15.01.2011	16.01.2011	17.01.2011	
<b>Volume in MWh:</b>								
Prompt	114676	142496	123984	176076	195108			752 340
Auction	19485	20566	19324	14506	12907	9880	17733	114 401
Auction 5 days	19485	20566	19324	14506	40520			
<b>Total</b>	<b>134 161</b>	<b>163 062</b>	<b>143 308</b>	<b>190 582</b>	<b>208 015</b>	<b>9 880</b>	<b>17 733</b>	<b>866 741</b>
<b>Traded in £</b>								
Prompt	£5 402 781	£6 773 144	£5 897 462	£8 153 546	£8 272 007	£0	£0	£34 498 940
Auction	£945 912	£1 017 006	£937 940	£664 892	£570 552	£429 159	£863 637	£5 429 099
<b>Total</b>	<b>£6 348 693</b>	<b>£7 790 150</b>	<b>£6 835 402</b>	<b>£8 818 438</b>	<b>£8 842 559</b>	<b>£429 159</b>	<b>£863 637</b>	<b>£39 928 039</b>
<b>Prices £/MWh:</b>								
Avg - Base	48,31	48,67	47,79	46,63	44,88	43,45	47,60	46,76
Prompt Index	48,11	47,83	48,34	47,59	46,34	46,34	47,56	47,44
Diff. (Auction - Prompt)	0,20	0,84	-0,55	-0,96	-1,46	-2,89	0,04	-0,68
Number of Trades (Prompt)	176	206	158	214	208			962

Total Traded Volumes (Mon-Fri) in MWh



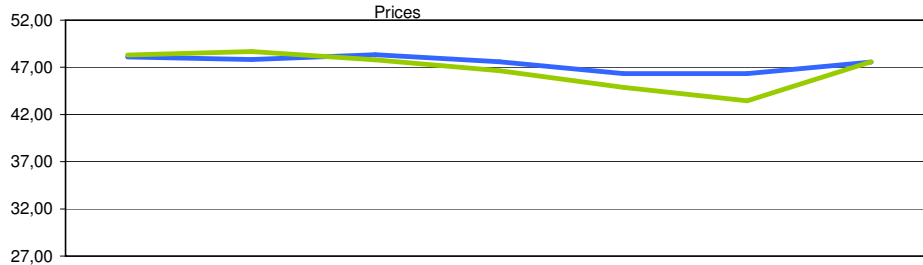
Traded Volumes by market (MWh)



	10.01.2011	11.01.2011	12.01.2011	13.01.2011	14.01.2011	15.01.2011	16.01.2011
■ Prompt	£5 402 781	£6 773 144	£5 897 462	£8 153 546	£8 272 007	£0	£0
■ Auction	£945 912	£1 017 006	£937 940	£664 892	£570 552	£429 159	£863 637

Traded Volumes by market (MWh)

Prices



	11.01.2011	12.01.2011	13.01.2011	14.01.2011	15.01.2011	16.01.2011	17.01.2011
— Prompt Index	48,11	47,83	48,34	47,59	46,34	46,34	47,56
— Auction Base Average	48,31	48,67	47,79	46,63	44,88	43,45	47,60