



Report Date:
04.01.2011

Merry Christmas!

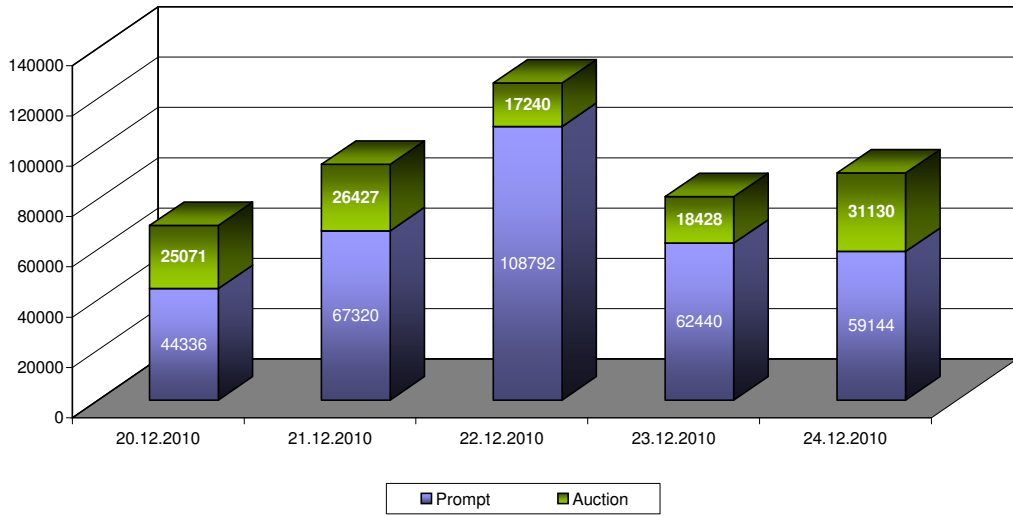
N2EX (UK Power Exchange) Weekly Report - Week 51

VOLUMES								
Trading Date:	20.12.2010	21.12.2010	22.12.2010	23.12.2010	24.12.2010	25.12.2010	26.12.2010	Total
Volume in MWh:								
Prompt	44336	67320	108792	62440	59144			342032
Auction	25071	26427	17240	18428	9938	11528	9664	118296
Total	69407	93747	126032	80868	69082	11528	9664	460328
Prompt Index Volume	22560	43488	60912	42912	1200	600	4488	25166
Traded in £								
Prompt	£2 758 304	£3 755 998	£5 373 432	£3 035 240	£2 964 236			£17 887 210
Auction	£1 499 132	£1 404 355	£892 282	£878 233	£471 444	£520 971	£457 262	£6 123 680
Total	£4 257 436	£5 160 353	£6 265 714	£3 913 473	£3 435 680	£520 971	£457 262	£24 010 890

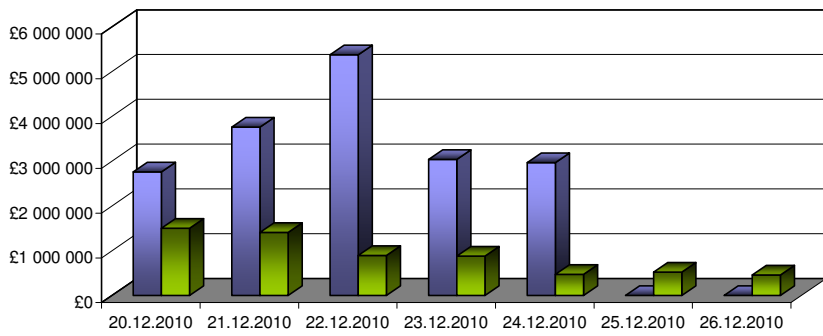
PRICES								
Delivery Date:	21.12.2010	22.12.2010	23.12.2010	24.12.2010	25.12.2010	26.12.2010	27.12.2010	AVERAGE
Prices £/MWh:								
Auction - Base	61,77	57,01	52,52	48,72	48,11	47,17	49,08	52,05
Prompt Index	67,69	58,18	50,06	49,51	49,00	48,25	50,13	53,26
Diff. (Auction - Prompt)	-5,92	-1,17	2,46	-0,79	-0,89	-1,08	-1,05	-1,21
Auction:								
Min	40,00	38,16	35,97	35,24	38,58	36,06	36,49	37,21
Max	129,76	120,75	95,41	91,68	72,90	69,93	89,89	95,76
Peak	74,11	67,86	60,49	54,68	50,57	49,92	55,88	59,07
Extended Peak	69,92	64,50	57,88	52,58	50,33	49,49	53,66	56,91
Off- Peak	49,43	46,15	44,54	42,76	45,65	44,42	42,29	45,03
Overnight	45,46	42,01	41,79	41,02	43,68	42,53	39,94	42,35

Overall Market Overview								
Date:	20.12.2010	21.12.2010	22.12.2010	23.12.2010	24.12.2010	25.12.2010	26.12.2010	Total
For delivery on:	21.12.2010	22.12.2010	23.12.2010	24.12.2010	25.12.2010	26.12.2010	27.12.2010	
Volume in MWh:								
Prompt	44336	67320	108792	62440	59144	0	0	342032
Auction	25071	26427	17240	18428	9938	11528	9664	118296
Auction 5 days	25071	26427	17240	18428	31130			
Total	69407	93747	126032	80868	69082	11528	9664	460328
Traded in £								
Prompt	£2 758 304	£3 755 998	£5 373 432	£3 035 240	£2 964 236	£0	£0	£17 887 210
Auction	£1 499 132	£1 404 355	£892 282	£878 233	£471 444	£520 971	£457 262	£6 123 680
Total	£4 257 436	£5 160 353	£6 265 714	£3 913 473	£3 435 680	£520 971	£457 262	£24 010 890
Prices £/MWh:								
Avg - Base	61,77	57,01	52,52	48,72	48,11	47,17	49,08	52,05
Prompt Index	67,69	58,18	50,06	49,51	49,00	48,25	50,13	53,26
Diff. (Auction - Prompt)	-5,92	-1,17	2,46	-0,79	-0,89	-1,08	-1,05	-1,21
Number of Trades (Prompt)	72	133	137	87	77			506

Total Traded Volumes (Mon-Fri) in MWh

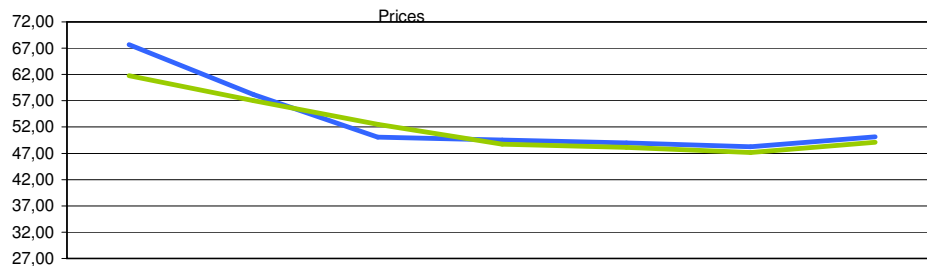


Traded Volumes by market (MWh)



	20.12.2010	21.12.2010	22.12.2010	23.12.2010	24.12.2010	25.12.2010	26.12.2010
Prompt	£2 758 304	£3 755 998	£5 373 432	£3 035 240	£2 964 236	£0	£0
Auction	£1 499 132	£1 404 355	£892 282	£878 233	£471 444	£520 971	£457 262

Prices



	21.12.2010	22.12.2010	23.12.2010	24.12.2010	25.12.2010	26.12.2010	27.12.2010
Prompt Index	67,69	58,18	50,06	49,51	49,00	48,25	50,13
Auction Base Average	61,77	57,01	52,52	48,72	48,11	47,17	49,08