



Report Date:  
31.12.2010

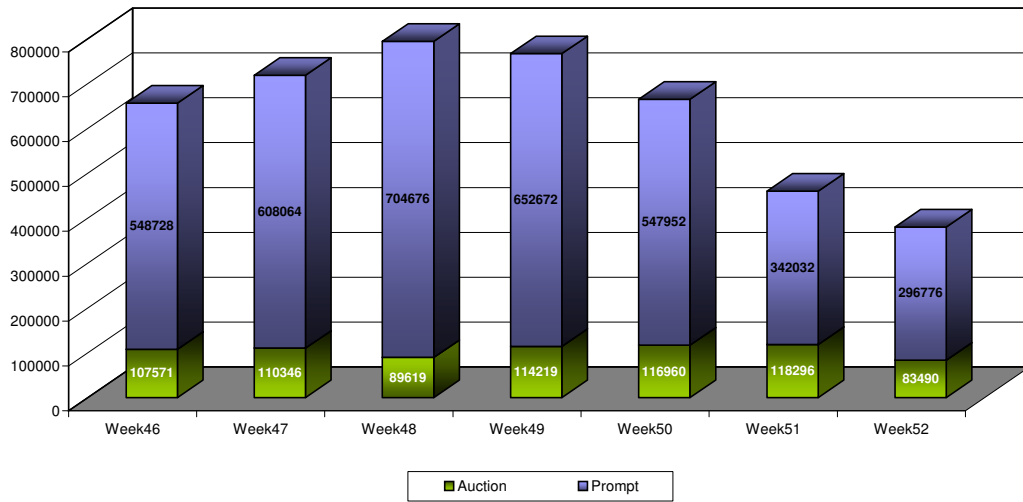
## N2EX (UK Power Exchange) Weekly Totals

VOLUMES								
Date:	Week46	Week47	Week48	Week49	Week50	Week51	Week52	Total
<b>Volume in MWh:</b>								
Prompt	548 728	608 064	704 676	652 672	547 952	342 032	296 776	16 975 916
Auction	107 571	110 346	89 619	114 219	116 960	118 296	83 490	2 608 100
<b>Total</b>	<b>656 299</b>	<b>718 410</b>	<b>794 295</b>	<b>766 891</b>	<b>664 912</b>	<b>460 328</b>	<b>380 266</b>	<b>19 584 016</b>
Change from previous wee	-19 %	9 %	11 %	-3 %	-13 %	-31 %	-17 %	21 %
Prompt Index Volume	15 528	20 722	34 800	45 021	22 889	25 166	20 465	15 241
<b>Traded in £</b>								
Prompt	£24 143 935,00	£30 042 718,00	£41 021 014,00	£36 137 624,00	£29 540 069,80	£17 887 210,00	£15 098 650,00	£740 315 404
Auction	£4 932 421,28	£5 407 200,09	£5 335 178,24	£6 867 530,56	£6 309 122,29	£6 123 680,03	£4 098 108,49	£112 541 310
<b>Total</b>	<b>£29 076 356</b>	<b>£35 449 918</b>	<b>£46 356 192</b>	<b>£43 005 155</b>	<b>£35 849 192</b>	<b>£24 010 890</b>	<b>£19 196 758</b>	<b>£852 856 715</b>

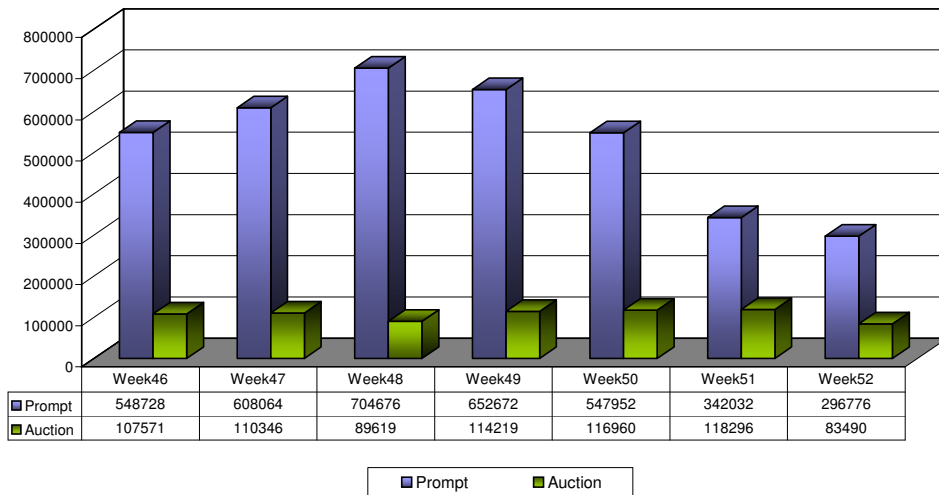
PRICES								
Date:	Week46	Week47	Week48	Week49	Week50	Week51	Week52	AVERAGE
<b>Prices £/MWh:</b>								
Auction - Base	44,78	49,13	59,29	59,79	53,64	52,05	50,00	40,87
<b>Prompt Index</b>	<b>44,60</b>	<b>49,61</b>	<b>60,58</b>	<b>61,44</b>	<b>54,94</b>	<b>53,26</b>	<b>50,78</b>	<b>41,15</b>
Diff. (Auction - Prompt)	0,18	-0,48	-1,29	-1,65	-1,31	-1,21	-0,78	-0,28
<b>Auction:</b>								
Min	31,86	34,71	37,46	36,66	37,77	37,21	38,08	28,88
Max	80,09	93,47	157,45	174,71	103,77	95,76	81,85	64,15
Peak	50,92	55,81	73,30	73,32	61,53	59,07	54,64	45,80
Extended Peak	49,13	54,34	68,56	68,80	59,27	56,91	53,51	44,87
Off- Peak	38,63	42,45	45,27	46,25	45,75	45,03	45,35	36,14
Overnight	36,07	38,70	40,74	41,76	42,37	42,35	42,96	32,78

Overall Market Overview								
Date:	Week46	Week47	Week48	Week49	Week50	Week51	Week52	Total
<b>For delivery on:</b>								
<b>Volume in MWh:</b>								
Prompt	548728	608064	704676	652672	547952	342032	296776	16 975 916
Auction	107571	110346	89619	114219	116960	118296	83490	2 608 100
<b>Total</b>	<b>656 299</b>	<b>718 410</b>	<b>794 295</b>	<b>766 891</b>	<b>664 912</b>	<b>460 328</b>	<b>380 266</b>	<b>19 584 016</b>
<b>Traded in £</b>								
Prompt	£24 143 935	£30 042 718	£41 021 014	£36 137 624	£29 540 070	£17 887 210	£15 098 650	£740 315 404
Auction	£4 932 421	£5 407 200	£5 335 178	£6 867 531	£6 309 122	£6 123 680	£4 098 108	£112 541 310
<b>Total</b>	<b>£29 076 356</b>	<b>£35 449 918</b>	<b>£46 356 192</b>	<b>£43 005 155</b>	<b>£35 849 192</b>	<b>£24 010 890</b>	<b>£19 196 758</b>	<b>£852 856 715</b>
<b>Prices £/MWh:</b>								
Avg - Base	44,78	49,13	59,29	59,79	53,64	52,05	50,00	40,87
Prompt Index	44,60	49,61	60,58	61,44	54,94	53,26	50,78	41,15
Diff. (Auction - Prompt)	0,18	-0,48	-1,29	-1,65	-1,31	-1,21	-0,78	-0,28
Number of Trades	680,00	798,00	1036,00	835,00	860,00	506,00	377,00	24497,00

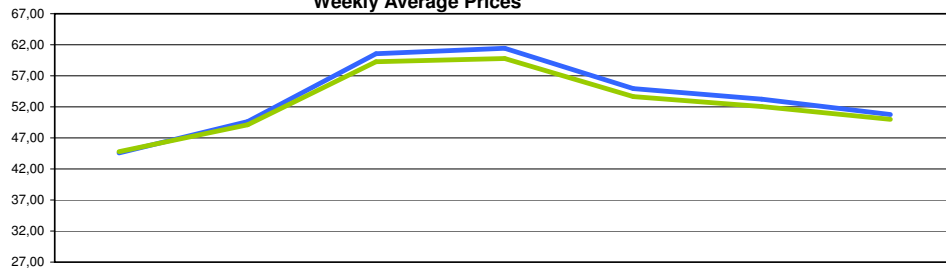
**Total Traded Volumes (MWh)**



**Traded Volumes by market (MWh)**

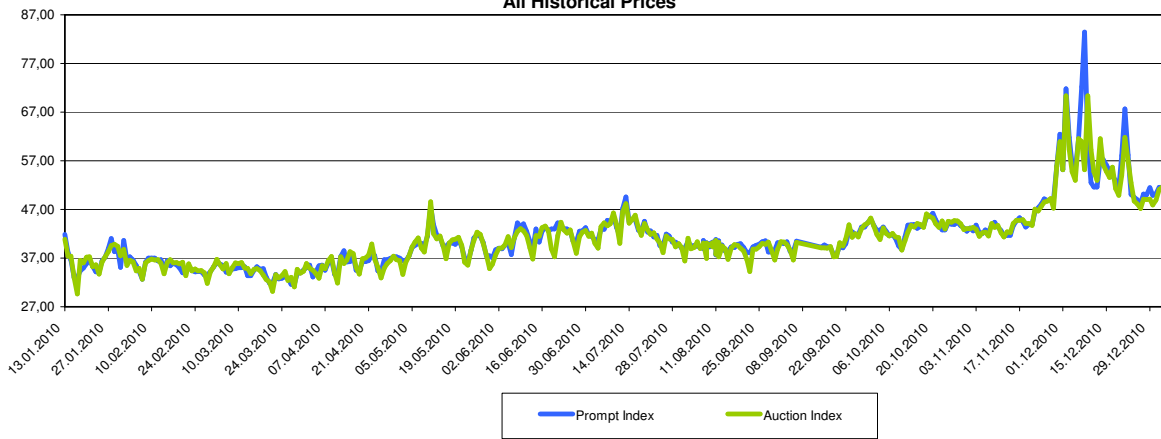


**Weekly Average Prices**

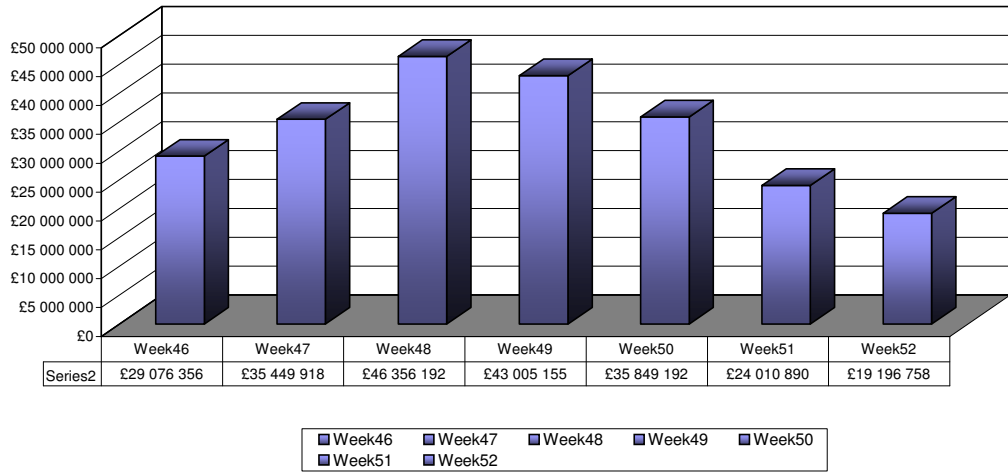


	Week46	Week47	Week48	Week49	Week50	Week51	Week52
Prompt Index	44,60	49,61	60,58	61,44	54,94	53,26	50,78
Auction Base Average	44,78	49,13	59,29	59,79	53,64	52,05	50,00

**All Historical Prices**



**Trading Activity (turnover) in Pounds**



**Volumes - Auction**

