



Report Date:  
29.11.2010

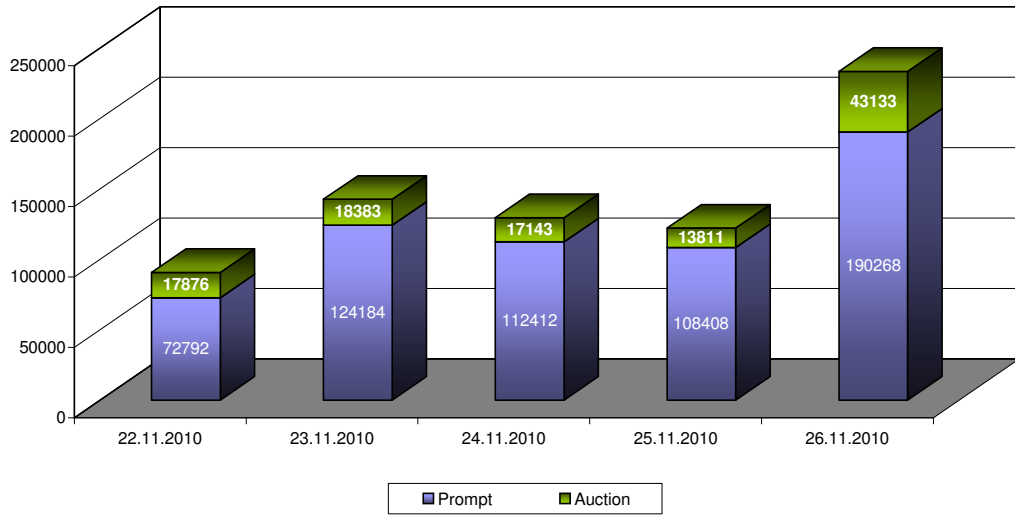
## N2EX (UK Power Exchange) Weekly Report - Week 47

VOLUMES								
Trading Date:	22.11.2010	23.11.2010	24.11.2010	25.11.2010	26.11.2010	27.11.2010	28.11.2010	Total
<b>Volume in MWh:</b>								
Prompt	72792	124184	112412	108408	190268			608064
Auction	17876	18383	17143	13811	12866	15499	14768	110346
<b>Total</b>	<b>90668</b>	<b>142567</b>	<b>129555</b>	<b>122219</b>	<b>203134</b>	<b>15499</b>	<b>14768</b>	<b>718410</b>
Prompt Index Volume	19200	14976	20544	24720	18168	18168	29280	20722
<b>Traded in £</b>								
Prompt	£3363622	£6054145	£5532834	£5214651	£9877466			£30042718
Auction	£854388	£883578	£810812	£683508	£647687	£714768	£812458	£5407200
<b>Total</b>	<b>£4218010</b>	<b>£6937723</b>	<b>£6343646</b>	<b>£5898159</b>	<b>£10525153</b>	<b>£714768</b>	<b>£812458</b>	<b>£35449918</b>

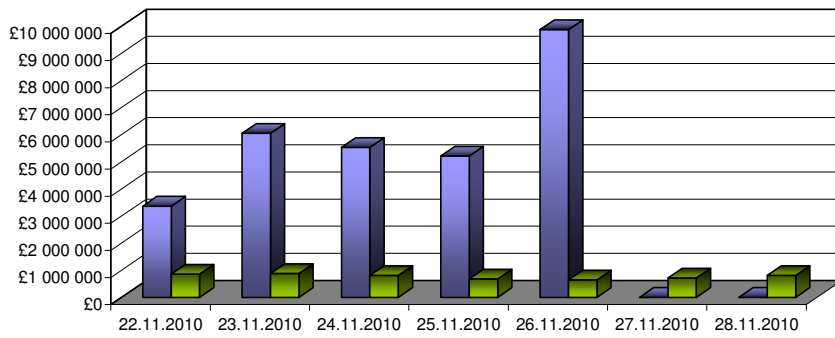
PRICES								
Delivery Date:	23.11.2010	24.11.2010	25.11.2010	26.11.2010	27.11.2010	28.11.2010	29.11.2010	AVERAGE
<b>Prices £/MWh:</b>								
Auction - Base	46,65	47,68	48,5	48,71	49,24	47,29	55,84	49,13
<b>Prompt Index</b>	<b>47,31</b>	<b>48,10</b>	<b>49,18</b>	<b>48,85</b>	<b>48,99</b>	<b>48,99</b>	<b>55,86</b>	<b>49,61</b>
Diff. (Auction - Prompt)	-0,66	-0,42	-0,68	-0,14	0,25	-1,70	-0,02	-0,48
<b>Auction:</b>								
Min	32,96	34,91	34,06	35,47	35,41	34,21	35,98	34,71
Max	83,99	81,57	87,21	81,42	88,07	81,96	150,10	93,47
Peak	52,82	53,23	55,44	55,16	54,32	51,72	67,95	55,81
Extended Peak	51,43	52,17	53,68	53,51	53,89	51,43	64,29	54,34
Off- Peak	40,47	42,13	41,55	42,25	44,17	42,86	43,73	42,45
Overnight	37,08	38,70	38,13	39,09	39,94	39,01	38,94	38,70

Overall Market Overview								
Date:	22.11.2010	23.11.2010	24.11.2010	25.11.2010	26.11.2010	27.11.2010	28.11.2010	Total
For delivery on:	23.11.2010	24.11.2010	25.11.2010	26.11.2010	27.11.2010	28.11.2010	29.11.2010	
<b>Volume in MWh:</b>								
Prompt	72792	124184	112412	108408	190268	0	0	608064
Auction	17876	18383	17143	13811	12866	15499	14768	110346
Auction 5 days	17876	18383	17143	13811	43133			
<b>Total</b>	<b>90668</b>	<b>142567</b>	<b>129555</b>	<b>122219</b>	<b>203134</b>	<b>15499</b>	<b>14768</b>	<b>718410</b>
<b>Traded in £</b>								
Prompt	£3363622	£6054145	£5532834	£5214651	£9877466	£0	£0	£30042718
Auction	£854388	£883578	£810812	£683508	£647687	£714768	£812458	£5407200
<b>Total</b>	<b>£4218010</b>	<b>£6937723</b>	<b>£6343646</b>	<b>£5898159</b>	<b>£10525153</b>	<b>£714768</b>	<b>£812458</b>	<b>£35449918</b>
<b>Prices £/MWh:</b>								
Avg - Base	46,65	47,68	48,50	48,71	49,24	47,29	55,84	49,13
Prompt Index	47,31	48,10	49,18	48,85	48,99	48,99	55,86	49,61
Diff. (Auction - Prompt)	-0,66	-0,42	-0,68	-0,14	0,25	-1,70	-0,02	-0,48
Number of Trades (Prompt)	123	143	158	117	257			798

Total Traded Volumes (Mon-Fri) in MWh



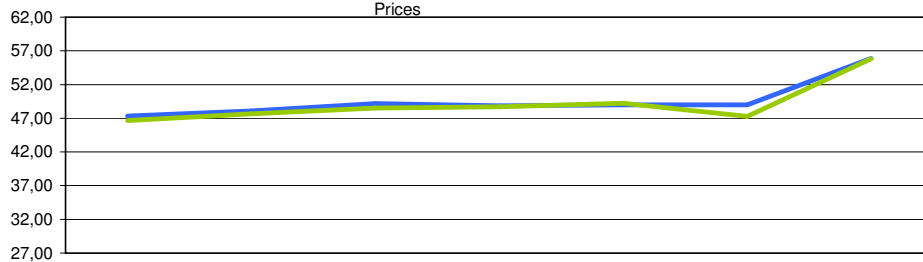
Traded Volumes by market (MWh)



	22.11.2010	23.11.2010	24.11.2010	25.11.2010	26.11.2010	27.11.2010	28.11.2010
■ Prompt	£3 363 622	£6 054 145	£5 532 834	£5 214 651	£9 877 466	£0	£0
■ Auction	£854 388	£883 578	£810 812	£683 508	£647 687	£714 768	£812 458

Traded Volumes by market (MWh)

Prices



	23.11.2010	24.11.2010	25.11.2010	26.11.2010	27.11.2010	28.11.2010	29.11.2010
— Prompt Index	47,31	48,10	49,18	48,85	48,99	48,99	55,86
— Auction Base Average	46,65	47,68	48,5	48,71	49,24	47,29	55,84