



Report Date:  
08.10.2010

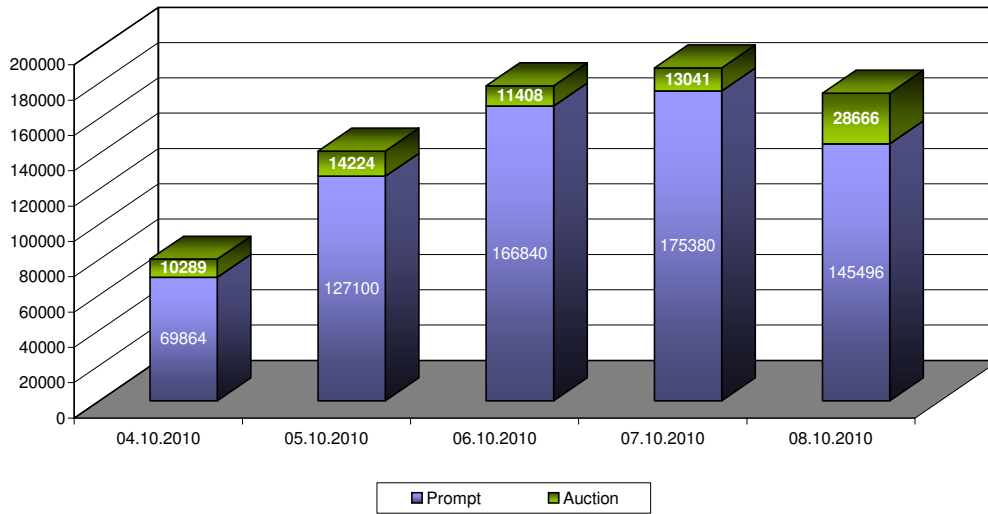
## N2EX (UK Power Exchange) Weekly Report - Week 40

VOLUMES								
Trading Date:	04.10.2010	05.10.2010	06.10.2010	07.10.2010	08.10.2010	09.10.2010	10.10.2010	Total
<b>Volume in MWh:</b>								
Prompt	69864	127100	166840	175380	145 496			684 680
Auction	10289	14224	11408	13041	7735	10092	10839	77 628
<b>Total</b>	<b>80 153</b>	<b>141 324</b>	<b>178 248</b>	<b>188 421</b>	<b>153 231</b>	<b>10 092</b>	<b>10 839</b>	<b>762 308</b>
Prompt Index Volume	26400	24 936	22 800	21 600	20 928	1 200	24 000	20 266
<b>Traded in £</b>								
Prompt	£2 916 996	£5 333 716	£7 136 449	£7 407 080	£5 902 624			£28 696 864
Auction	£438 856	£586 301	£475 215	£560 307	£330 827	£399 953	£451 185	£3 242 645
<b>Total</b>	<b>£3 355 852</b>	<b>£5 920 017</b>	<b>£7 611 664</b>	<b>£7 967 387</b>	<b>£6 233 451</b>	<b>£399 953</b>	<b>£451 185</b>	<b>£31 939 510</b>

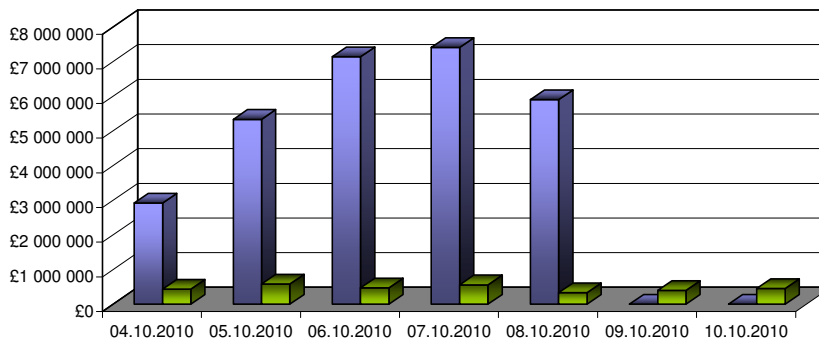
PRICES								
Delivery Date:	05.10.2010	06.10.2010	07.10.2010	08.10.2010	09.10.2010	10.10.2010	11.10.2010	AVERAGE
<b>Prices £/MWh:</b>								
Auction - Base	42,07	41,52	42,04	41,32	41,20	38,65	40,63	41,06
<b>Prompt Index</b>	<b>42,54</b>	<b>41,62</b>	<b>41,81</b>	<b>41,11</b>	<b>39,47</b>	<b>38,75</b>	<b>41,38</b>	<b>40,95</b>
<i>Diff. (Auction - Prompt)</i>	<i>-0,47</i>	<i>-0,10</i>	<i>0,23</i>	<i>0,21</i>	<i>1,73</i>	<i>-0,10</i>	<i>-0,75</i>	<i>0,11</i>
<b>Auction:</b>								
Min	28,80	27,90	27,97	27,94	27,98	27,95	27,91	28,06
Max	56,08	55,11	57,60	56,46	64,92	64,94	60,12	59,32
Peak	46,59	46,25	46,38	45,81	44,21	40,38	44,36	44,86
Extended Peak	46,39	45,66	46,26	45,31	45,15	42,68	44,50	45,13
Off- Peak	37,55	36,80	37,71	36,83	38,19	36,91	36,91	37,27
Overnight	33,43	33,26	33,61	33,36	33,31	30,59	32,91	32,92

Overall Market Overview								
Date:	04.10.2010	05.10.2010	06.10.2010	07.10.2010	08.10.2010	09.10.2010	10.10.2010	Total
For delivery on:	05.10.2010	06.10.2010	07.10.2010	08.10.2010	09.10.2010	10.10.2010	11.10.2010	
<b>Volume in MWh:</b>								
Prompt	69864	127100	166840	175380	145496	0	0	684 680
Auction	10289	14224	11408	13041	7735	10092	10839	77 628
Auction 5 days	10289	14224	11408	13041	28666			
<b>Total</b>	<b>80 153</b>	<b>141 324</b>	<b>178 248</b>	<b>188 421</b>	<b>153 231</b>	<b>10 092</b>	<b>10 839</b>	<b>762 308</b>
<b>Traded in £</b>								
Prompt	£2 916 996	£5 333 716	£7 136 449	£7 407 080	£5 902 624	£0	£0	£28 696 864
Auction	£438 856	£586 301	£475 215	£560 307	£330 827	£399 953	£451 185	£3 242 645
<b>Total</b>	<b>£3 355 852</b>	<b>£5 920 017</b>	<b>£7 611 664</b>	<b>£7 967 387</b>	<b>£6 233 451</b>	<b>£399 953</b>	<b>£451 185</b>	<b>£31 939 510</b>
<b>Prices £/MWh:</b>								
Avg - Base	42,07	41,52	42,04	41,32	41,20	38,65	40,63	41,06
Prompt Index	42,54	41,62	41,81	41,11	39,47	38,75	41,38	40,95
<i>Diff. (Auction - Prompt)</i>	<i>-0,47</i>	<i>-0,10</i>	<i>0,23</i>	<i>0,21</i>	<i>1,73</i>	<i>-0,10</i>	<i>-0,75</i>	<i>0,11</i>
Number of Trades (Prompt)	140	167	185	184	171			847

Total Traded Volumes (Mon-Fri) in MWh

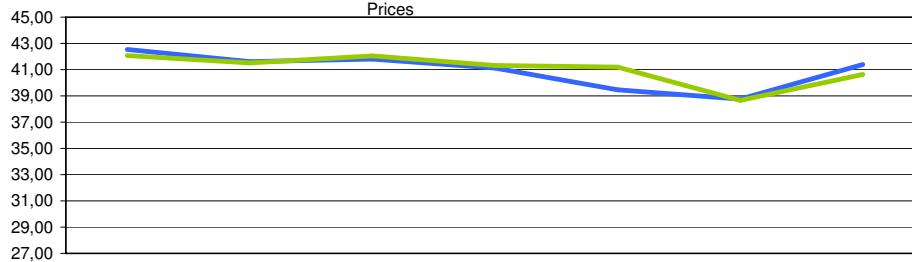


Traded Volumes by market (MWh)



	04.10.2010	05.10.2010	06.10.2010	07.10.2010	08.10.2010	09.10.2010	10.10.2010
Prompt	£2 916 996	£5 333 716	£7 136 449	£7 407 080	£5 902 624	£0	£0
Auction	£438 856	£586 301	£475 215	£560 307	£330 827	£399 953	£451 185

Prices



	05.10.2010	06.10.2010	07.10.2010	08.10.2010	09.10.2010	10.10.2010	11.10.2010
Prompt Index	42,54	41,62	41,81	41,11	39,47	38,75	41,38
Auction Base Average	42,07	41,52	42,04	41,32	41,20	38,65	40,63