



Report Date:  
17.09.2010

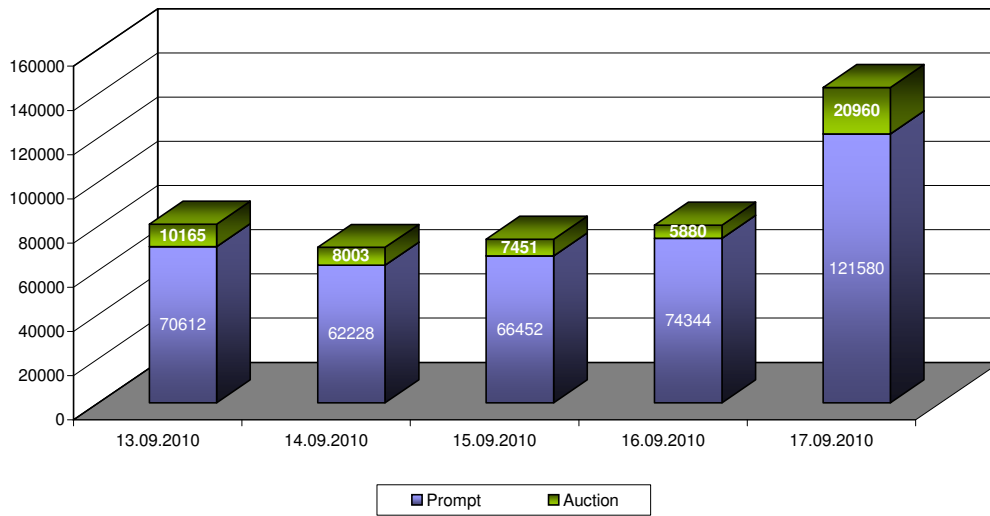
## N2EX (UK Power Exchange) Weekly Report - Week 37

VOLUMES								
Trading Date:	13.09.2010	14.09.2010	15.09.2010	16.09.2010	17.09.2010	18.09.2010	19.09.2010	Total
<b>Volume in MWh:</b>								
Prompt	70612	62228	66452	74344	121 580			395 216
Auction	10165	8003	7451	5880	6177	9978	4805	52 459
<b>Total</b>	<b>80 777</b>	<b>70 231</b>	<b>73 903</b>	<b>80 224</b>	<b>127 757</b>	<b>9 978</b>	<b>4 805</b>	<b>447 675</b>
Prompt Index Volume	22296	21 480	7 200	11 640	22 920	22 920	15 600	17 722
<b>Traded in £</b>								
Prompt	£2 740 744	£2 448 920	£2 614 761	£2 947 312	£4 523 915			£15 275 651
Auction	£384 111	£303 589	£287 903	£236 606	£242 103	£369 308	£194 454	£2 018 074
<b>Total</b>	<b>£3 124 855</b>	<b>£2 752 509</b>	<b>£2 902 664</b>	<b>£3 183 918</b>	<b>£4 766 018</b>	<b>£369 308</b>	<b>£194 454</b>	<b>£17 293 726</b>

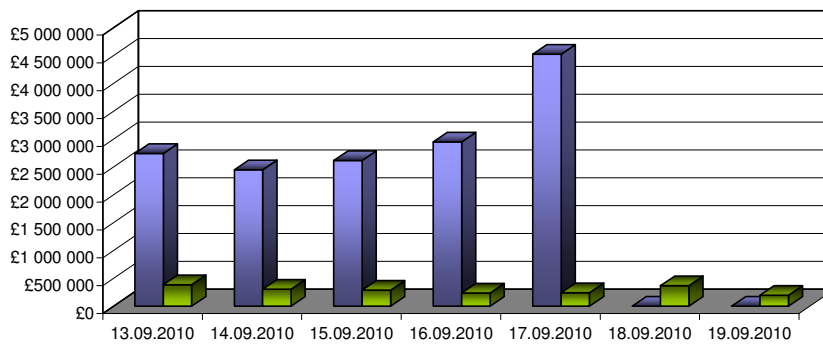
PRICES								
Delivery Date:	14.09.2010	15.09.2010	16.09.2010	17.09.2010	18.09.2010	19.09.2010	20.09.2010	AVERAGE
<b>Prices £/MWh:</b>								
Auction - Base	39,12	39,08	39,01	39,35	37,26	37,32	40,14	38,75
<b>Prompt Index</b>	<b>39,26</b>	<b>39,69</b>	<b>39,35</b>	<b>39,19</b>	<b>37,69</b>	<b>37,69</b>	<b>39,43</b>	<b>38,90</b>
Diff. (Auction - Prompt)	-0,14	-0,61	-0,34	0,16	-0,43	-0,37	0,71	-0,15
<b>Auction:</b>								
Min	25,97	26,95	21,97	25,86	25,24	26,39	24,96	25,33
Max	45,93	46,09	47,19	45,59	45,91	49,63	50,05	47,20
Peak	43,86	43,00	43,14	43,07	40,84	40,08	44,68	42,67
Extended Peak	43,42	42,81	43,03	43,02	41,13	41,22	44,79	42,78
Off- Peak	34,38	35,15	34,88	35,62	33,68	34,56	35,59	34,84
Overnight	30,52	31,61	30,98	32,00	29,51	29,52	30,82	30,71

Overall Market Overview								
Date:	13.09.2010	14.09.2010	15.09.2010	16.09.2010	17.09.2010	18.09.2010	19.09.2010	Total
For delivery on:	14.09.2010	15.09.2010	16.09.2010	17.09.2010	18.09.2010	19.09.2010	20.09.2010	
<b>Volume in MWh:</b>								
Prompt	70612	62228	66452	74344	121580	0	0	395 216
Auction	10165	8003	7451	5880	6177	9978	4805	52 459
Auction 5 days	10165	8003	7451	5880	20960			
<b>Total</b>	<b>80 777</b>	<b>70 231</b>	<b>73 903</b>	<b>80 224</b>	<b>127 757</b>	<b>9 978</b>	<b>4 805</b>	<b>447 675</b>
<b>Traded in £</b>								
Prompt	£2 740 744	£2 448 920	£2 614 761	£2 947 312	£4 523 915	£0	£0	£15 275 651
Auction	£384 111	£303 589	£287 903	£236 606	£242 103	£369 308	£194 454	£2 018 074
<b>Total</b>	<b>£3 124 855</b>	<b>£2 752 509</b>	<b>£2 902 664</b>	<b>£3 183 918</b>	<b>£4 766 018</b>	<b>£369 308</b>	<b>£194 454</b>	<b>£17 293 726</b>
<b>Prices £/MWh:</b>								
Avg - Base	39,12	39,08	39,01	39,35	37,26	37,32	40,14	38,75
Prompt Index	39,26	39,69	39,35	39,19	37,69	37,69	39,43	38,90
Diff. (Auction - Prompt)	-0,14	-0,61	-0,34	0,16	-0,43	-0,37	0,71	-0,15
Number of Trades (Prompt)	152	137	144	161	142			736

Total Traded Volumes (Mon-Fri) in MWh



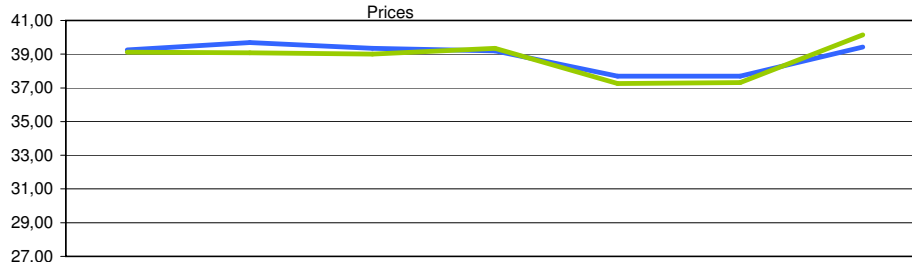
Traded Volumes by market (MWh)



	13.09.2010	14.09.2010	15.09.2010	16.09.2010	17.09.2010	18.09.2010	19.09.2010
Prompt	£2 740 744	£2 448 920	£2 614 761	£2 947 312	£4 523 915	£0	£0
Auction	£384 111	£303 589	£287 903	£236 606	£242 103	£369 308	£194 454

Traded Volumes by market (MWh)

Prices



	14.09.2010	15.09.2010	16.09.2010	17.09.2010	18.09.2010	19.09.2010	20.09.2010
Prompt Index	39,26	39,69	39,35	39,19	37,69	37,69	39,43
Auction Base Average	39,12	39,08	39,01	39,35	37,26	37,32	40,14