



Report Date:
28.06.2010

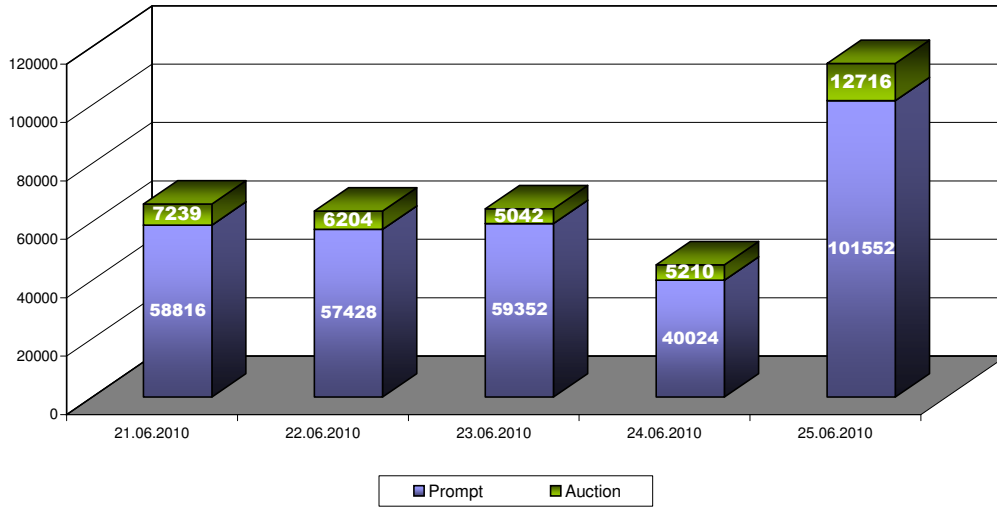
N2EX (UK Power Exchange) Weekly Report - Week 25

VOLUMES								
Trading Date:	21.06.2010	22.06.2010	23.06.2010	24.06.2010	25.06.2010	26.06.2010	27.06.2010	Total
Volume in MWh:								
Prompt	58816	57428	59352	40024	101 552			317 172
Auction	7239	6204	5042	5210	3292	2686	6738	36 411
Total	66 055	63 632	64 394	45 234	104 844	2 686	6 738	353 583
Prompt Index Volume	11400	14 400	18 480	8 880	3 600	13 200	25 200	13 594
Traded in £								
Prompt	£2 634 747	£2 477 729	£2 622 392	£1 665 580	£4 154 967			£13 555 415
Auction	£315 262	£257 330	£202 264	£215 126	£136 671	£103 828	£261 437	£1 491 918
Total	£2 950 009	£2 735 059	£2 824 656	£1 880 706	£4 291 638	£103 828	£261 437	£15 047 333

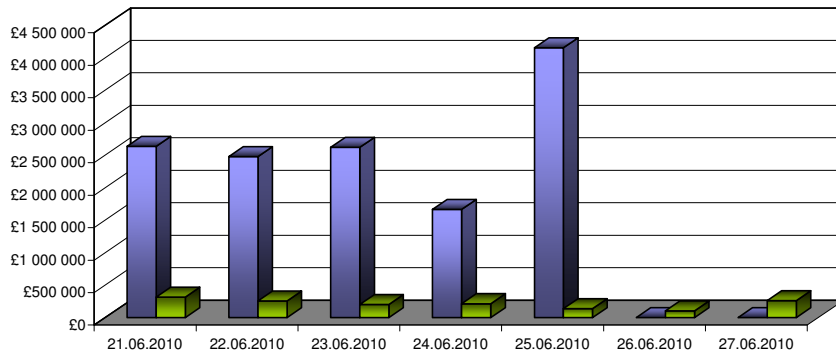
PRICES								
Delivery Date:	22.06.2010	23.06.2010	24.06.2010	25.06.2010	26.06.2010	27.06.2010	28.06.2010	AVERAGE
Prices £/MWh:								
Auction - Base	44,40	42,80	42,13	42,80	40,44	38,01	41,44	41,72
Prompt Index	43,10	43,05	43,01	42,45	40,50	40,28	42,55	42,13
Diff. (Auction - Prompt)	1,30	-0,25	-0,88	0,35	-0,06	-2,27	-1,11	-0,42
Auction:								
Min	31,13	29,97	28,30	29,97	31,01	28,54	26,30	29,32
Max	65,09	55,50	54,43	57,37	55,38	50,32	55,28	56,20
Peak	51,43	48,99	48,49	49,11	45,24	41,44	47,84	47,50
Extended Peak	49,39	47,42	46,95	47,45	44,05	41,12	46,74	46,16
Off- Peak	37,36	36,62	35,77	36,49	35,63	34,59	35,05	35,93
Overnight	34,41	33,57	32,48	33,50	33,20	31,81	30,84	32,83

Overall Market Overview								
Date:	21.06.2010	22.06.2010	23.06.2010	24.06.2010	25.06.2010	26.06.2010	27.06.2010	Total
For delivery on:	22.06.2010	23.06.2010	24.06.2010	25.06.2010	26.06.2010	27.06.2010	28.06.2010	
Volume in MWh:								
Prompt	58816	57428	59352	40024	101552	0	0	317 172
Auction	7239	6204	5042	5210	3292	2686	6738	36 411
Auction 5 days	7239	6204	5042	5210	12716			
Total	66 055	63 632	64 394	45 234	104 844	2 686	6 738	353 583
Traded in £								
Prompt	£2 634 747	£2 477 729	£2 622 392	£1 665 580	£4 154 967	£0	£0	£13 555 415
Auction	£315 262	£257 330	£202 264	£215 126	£136 671	£103 828	£261 437	£1 491 918
Total	£2 950 009	£2 735 059	£2 824 656	£1 880 706	£4 291 638	£103 828	£261 437	£15 047 333
Prices £/MWh:								
Avg - Base	44,40	42,80	42,13	42,80	40,44	38,01	41,44	41,72
Prompt Index	43,10	43,05	43,01	42,45	40,50	40,28	42,55	42,13
Diff. (Auction - Prompt)	1,30	-0,25	-0,88	0,35	-0,06	-2,27	-1,11	-0,42
Number of Trades (Promp	105	82	115	97	139			538

Total Traded Volumes (Mon-Fri) in MWh

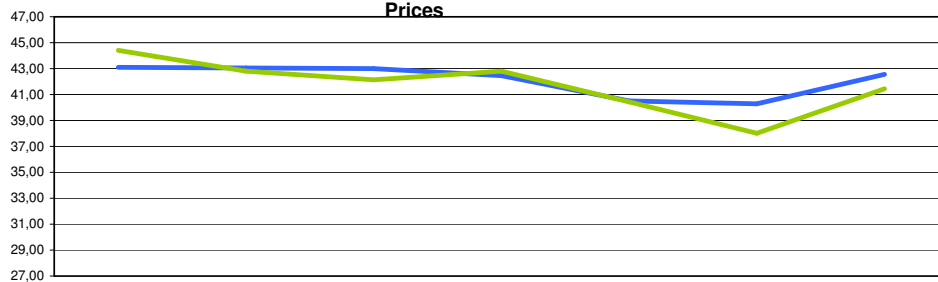


Traded Volumes by market (MWh)



	21.06.2010	22.06.2010	23.06.2010	24.06.2010	25.06.2010	26.06.2010	27.06.2010
■ Prompt	£2 634 747	£2 477 729	£2 622 392	£1 665 580	£4 154 967	£0	£0
■ Auction	£315 262	£257 330	£202 264	£215 126	£136 671	£103 828	£261 437

Prices



	22.06.2010	23.06.2010	24.06.2010	25.06.2010	26.06.2010	27.06.2010	28.06.2010
— Prompt Index	43.10	43.05	43.01	42.45	40.50	40.28	42.55
— Auction Base Average	44.40	42.80	42.13	42.80	40.44	38.01	41.44