



Report Date: 07.05.2010

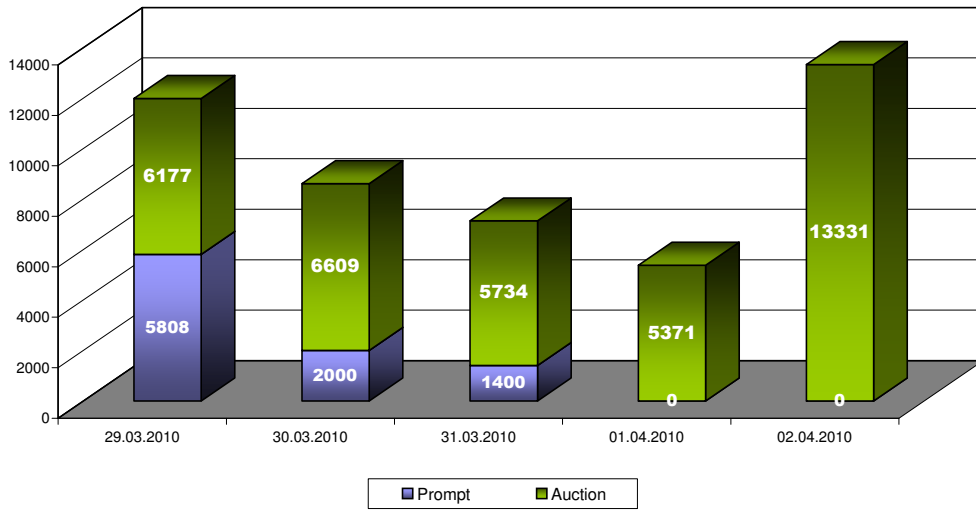
N2EX (UK Power Exchange) Weekly Report - Week 13

VOLUMES								
Trading Date:	29.03.2010	30.03.2010	31.03.2010	01.04.2010	02.04.2010	03.04.2010	04.04.2010	Total
Volume in MWh:								
Prompt	5808	2000	1400	0				9 208
Auction	6177	6609	5734	5371	3767	5089	4475	37 222
Total	11 985	8 609	7 134	5 371	3 767	5 089	4 475	46 430
Prompt Index Volume	3 600	0	1 200	0				1 200
Traded in £								
Prompt	£182 868	£70 200	£49 450	£0				£302 518
Auction	£206 724	£232 262	£210 543	£191 669	£127 800	£168 594	£149 672	£1 287 264
Total	£389 592	£302 462	£259 993	£191 669	£127 800	£168 594	£149 672	£1 589 782

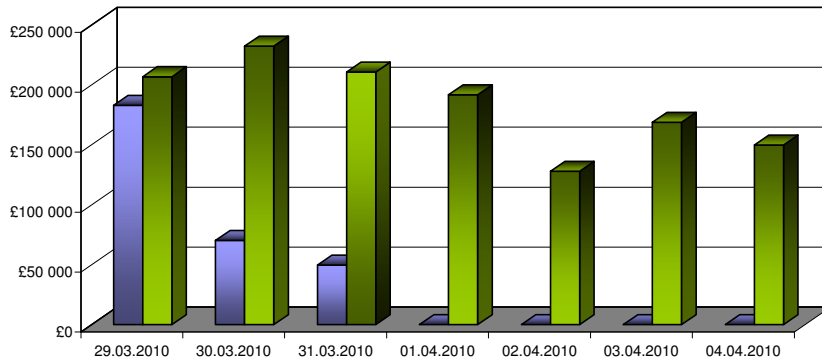
PRICES								
Delivery Date:	30.03.2010	31.03.2010	01.04.2010	02.04.2010	03.04.2010	04.04.2010	05.04.2010	AVERAGE
Prices £/MWh:								
Auction - Base	33,94	34,28	35,90	34,91	34,49	33,84	32,83	34,31
Prompt Index	34,00	34,58	35,00	35,55	33,15	34,16	35,42	34,55
<i>Diff. (Auction - Prompt)</i>	<i>-0,06</i>	<i>-0,30</i>	<i>0,90</i>	<i>-0,64</i>	<i>1,34</i>	<i>-0,32</i>	<i>-2,59</i>	<i>-0,24</i>
Auction:								
Min	20,64	21,37	23,94	24,95	26,95	26,84	23,37	24,01
Max	45,06	45,10	46,73	41,89	44,51	45,00	48,61	45,27
Peak	38,24	38,49	39,83	36,73	36,73	35,95	34,25	37,17
Extended Peak	37,65	37,91	39,22	36,85	36,85	36,46	35,78	37,24
Off- Peak	29,64	30,06	31,98	33,09	32,24	31,73	31,42	31,45
Overnight	26,50	27,01	29,27	31,04	29,76	28,61	26,95	28,45

Overall Market Overview								
Date:	29.03.2010	30.03.2010	31.03.2010	01.04.2010	02.04.2010	03.04.2010	04.04.2010	Total
For delivery on:	30.03.2010	31.03.2010	01.04.2010	02.04.2010	03.04.2010	04.04.2010	05.04.2010	
Volume in MWh:								
Prompt	5808	2000	1400	0	0	0	0	9 208
Auction	6177	6609	5734	5371	3767	5089	4475	37 222
Auction 5 days	6177	6609	5734	5371	13331			
Total	11 985	8 609	7 134	5 371	3 767	5 089	4 475	46 430
Traded in £								
Prompt	£182 868	£70 200	£49 450	£0	£0	£0	£0	£302 518
Auction	£206 724	£232 262	£210 543	£191 669	£127 800	£168 594	£149 672	£1 287 264
Total	£389 592	£302 462	£259 993	£191 669	£127 800	£168 594	£149 672	£1 589 782
Prices £/MWh:								
Avg - Base	33,94	34,28	35,90	34,91	34,49	33,84	32,83	34,31
Prompt Index	34,00	34,58	35,00	35,55	33,15	34,16	35,42	34,55
<i>Diff. (Auction - Prompt)</i>	<i>-0,06</i>	<i>-0,30</i>	<i>0,90</i>	<i>-0,64</i>	<i>1,34</i>	<i>-0,32</i>	<i>-2,59</i>	<i>-0,24</i>
Number of Trades (Promp	9	7	2	0				18

Total Traded Volumes (Mon-Fri) in MWh

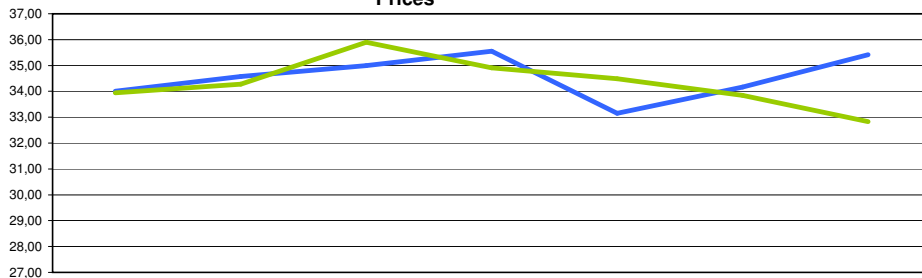


Traded Volumes by market (MWh)



	29.03.2010	30.03.2010	31.03.2010	01.04.2010	02.04.2010	03.04.2010	04.04.2010
Prompt	£182 868	£70 200	£49 450	£0	£0	£0	£0
Auction	£206 724	£232 262	£210 543	£191 669	£127 800	£168 594	£149 672

Prices



	30.03.2010	31.03.2010	01.04.2010	02.04.2010	03.04.2010	04.04.2010	05.04.2010
Prompt Index	34,00	34,58	35,00	35,55	33,15	34,16	35,42
Auction Base Average	33,94	34,28	35,90	34,91	34,49	33,84	32,83