



Report Date: 29.03.2010

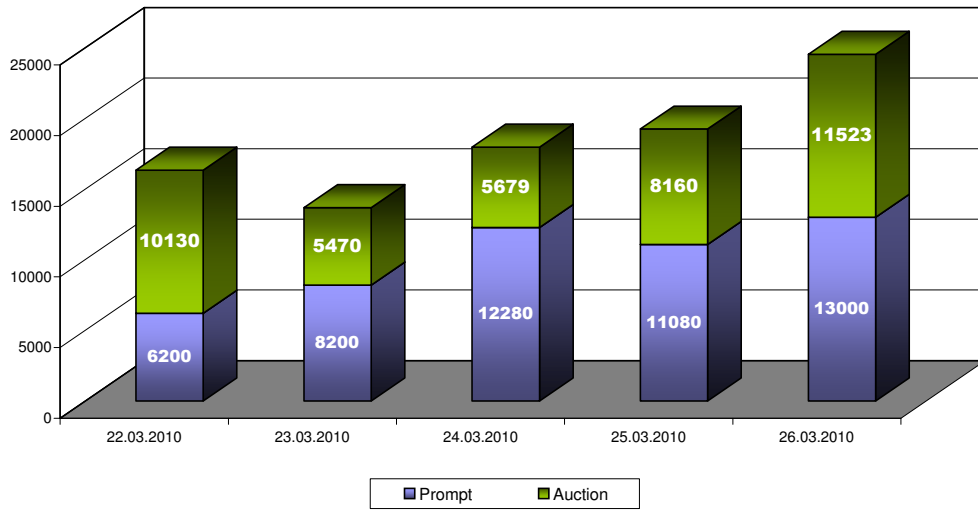
N2EX (UK Power Exchange) Weekly Report - Week 12

VOLUMES								
Trading Date:	22.03.2010	23.03.2010	24.03.2010	25.03.2010	26.03.2010	27.03.2010	28.03.2010	Total
Volume in MWh:								
Prompt	6200	8200	12280	11080	13 000			50 760
Auction	10130	5470	5679	8160	3010	2503	6010	40 962
Total	16 330	13 670	17 959	19 240	16 010	2 503	6 010	91 722
Prompt Index Volume	1 200	0	6 000	0	0	0	2 400	1 371
Traded in £								
Prompt	£207 200	£244 200	£359 760	£366 290	£413 880			£1 591 330
Auction	£324 628	£186 585	£199 793	£271 392	£96 532	£77 209	£214 555	£1 370 694
Total	£531 828	£430 785	£559 553	£637 682	£510 412	£77 209	£214 555	£2 962 024

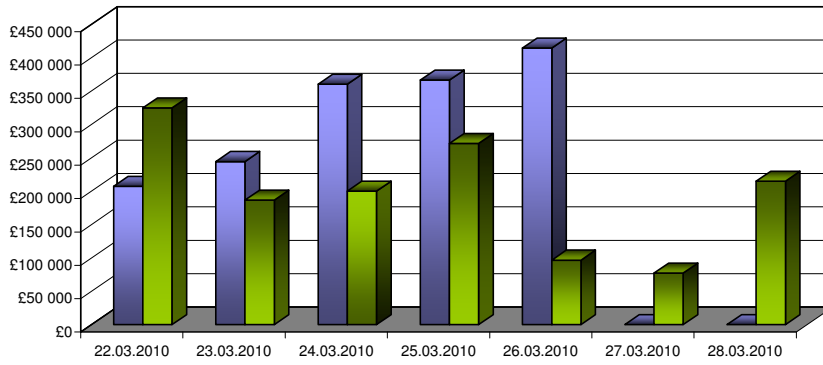
PRICES								
Delivery Date:	23.03.2010	24.03.2010	25.03.2010	26.03.2010	27.03.2010	28.03.2010	29.03.2010	AVERAGE
Prices £/MWh:								
Auction - Base	32,93	33,41	34,22	32,42	33,08	31,11	34,68	33,12
Prompt Index	32,75	32,88	33,17	32,85	31,63	31,63	33,83	32,68
Diff. (Auction - Prompt)	0,18	0,53	1,05	-0,43	1,45	-0,52	0,85	0,44
Auction:								
Min	23,00	21,79	21,10	20,92	25,92	20,05	20,32	21,87
Max	52,29	57,58	57,98	50,96	51,38	53,18	52,45	53,69
Peak	35,83	37,42	38,88	36,20	34,95	31,45	39,49	36,32
Extended Peak	35,81	37,34	38,68	36,29	35,35	33,69	38,78	36,56
Off- Peak	30,03	29,39	29,55	28,64	31,20	28,18	29,86	29,55
Overnight	27,18	25,54	25,29	24,67	28,53	22,05	26,47	25,68

Overall Market Overview								
Date:	22.03.2010	23.03.2010	24.03.2010	25.03.2010	26.03.2010	27.03.2010	28.03.2010	Total
For delivery on:	23.03.2010	24.03.2010	25.03.2010	26.03.2010	27.03.2010	28.03.2010	29.03.2010	
Volume in MWh:								
Prompt	6200	8200	12280	11080	13000	0	0	50 760
Auction	10130	5470	5679	8160	3010	2503	6010	40 962
Auction 5 days	10130	5470	5679	8160	11523			
Total	16 330	13 670	17 959	19 240	16 010	2 503	6 010	91 722
Traded in £								
Prompt	£207 200	£244 200	£359 760	£366 290	£413 880	£0	£0	£1 591 330
Auction	£324 628	£186 585	£199 793	£271 392	£96 532	£77 209	£214 555	£1 370 694
Total	£531 828	£430 785	£559 553	£637 682	£510 412	£77 209	£214 555	£2 962 024
Prices £/MWh:								
Avg - Base	32,93	33,41	34,22	32,42	33,08	31,11	34,68	33,12
Prompt Index	32,75	32,88	33,17	32,85	31,63	31,63	33,83	32,68
Diff. (Auction - Prompt)	0,18	0,53	1,05	-0,43	1,45	-0,52	0,85	0,44
Number of Trades (Promp	8	19	24	22	9			82

Total Traded Volumes (Mon-Fri) in MWh

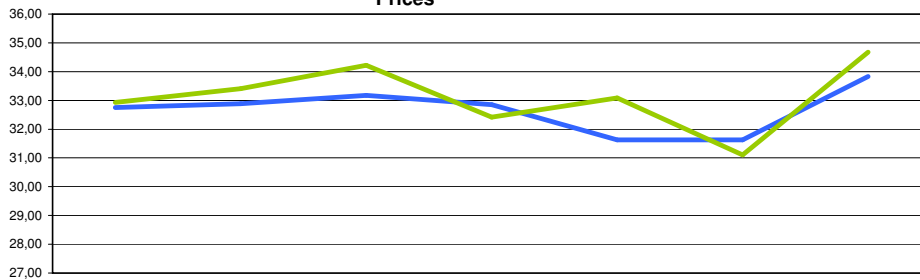


Traded Volumes by market (MWh)



	22.03.2010	23.03.2010	24.03.2010	25.03.2010	26.03.2010	27.03.2010	28.03.2010
Prompt	£207 200	£244 200	£359 760	£366 290	£413 880	£0	£0
Auction	£324 628	£186 585	£199 793	£271 392	£96 532	£77 209	£214 555

Prices



	23.03.2010	24.03.2010	25.03.2010	26.03.2010	27.03.2010	28.03.2010	29.03.2010
Prompt Index	32,75	32,88	33,17	32,85	31,63	31,63	33,83
Auction Base Average	32,93	33,41	34,22	32,42	33,08	31,11	34,68