



Report Date: 22.03.2010
by Aivaras Simkunas

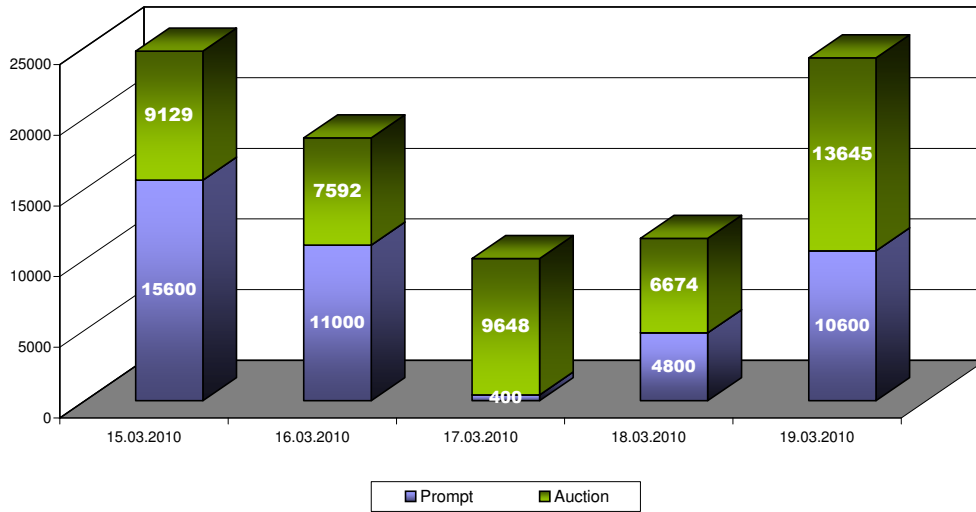
N2EX (UK Power Exchange) Weekly Report - Week 11

VOLUMES								
Trading Date:	15.03.2010	16.03.2010	17.03.2010	18.03.2010	19.03.2010	20.03.2010	21.03.2010	Total
Volume in MWh:								
Prompt	15600	11000	400	4800	10 600			42 400
Auction	9129	7592	9648	6674	5386	2289	5970	46 688
Total	24 729	18 592	10 048	11 474	15 986	2 289	5 970	89 088
Prompt Index Volume	1 200	0	0	2 400	0	0	2 400	857
Traded in £								
Prompt	£519 030	£393 850	£11 500	£148 640	£339 190			£1 412 210
Auction	£315 024	£269 808	£325 614	£227 787	£174 023	£67 054	£203 466	£1 582 777
Total	£834 054	£663 658	£337 114	£376 427	£513 213	£67 054	£203 466	£2 994 987

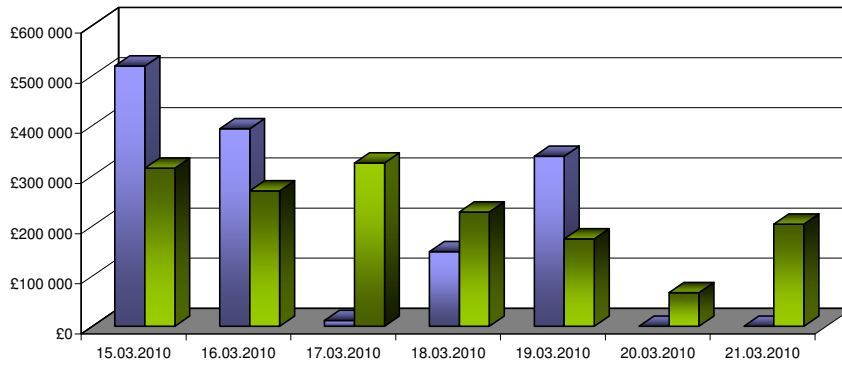
PRICES								
Delivery Date:	16.03.2010	17.03.2010	18.03.2010	19.03.2010	20.03.2010	21.03.2010	22.03.2010	AVERAGE
Prices £/MWh:								
Auction - Base	34,86	34,42	33,50	32,58	32,14	30,13	33,58	33,03
Prompt Index	35,20	34,70	34,85	33,10	31,85	31,85	33,63	33,60
Diff. (Auction - Prompt)	-0,34	-0,28	-1,35	-0,52	0,29	-1,72	-0,05	-0,57
Auction:								
Min	26,50	25,52	25,43	22,84	25,97	21,50	23,42	24,45
Max	60,05	58,90	56,04	51,41	45,44	44,86	52,50	52,74
Peak	37,61	37,13	36,02	35,50	34,14	31,32	36,11	35,41
Extended Peak	37,69	37,33	36,10	35,62	34,29	32,00	36,77	35,68
Off- Peak	32,12	31,71	30,99	29,66	30,14	28,94	31,06	30,66
Overnight	29,22	28,61	28,32	26,50	27,84	26,38	27,21	27,73

Overall Market Overview								
Date:	15.03.2010	16.03.2010	17.03.2010	18.03.2010	19.03.2010	20.03.2010	21.03.2010	Total
For delivery on:	16.03.2010	17.03.2010	18.03.2010	19.03.2010	20.03.2010	21.03.2010	22.03.2010	
Volume in MWh:								
Prompt	15600	11000	400	4800	10600	0	0	42 400
Auction	9129	7592	9648	6674	5386	2289	5970	46 688
Auction 5 days	9129	7592	9648	6674	13645			
Total	24 729	18 592	10 048	11 474	15 986	2 289	5 970	89 088
Traded in £								
Prompt	£519 030	£393 850	£11 500	£148 640	£339 190	£0	£0	£1 412 210
Auction	£315 024	£269 808	£325 614	£227 787	£174 023	£67 054	£203 466	£1 582 777
Total	£834 054	£663 658	£337 114	£376 427	£513 213	£67 054	£203 466	£2 994 987
Prices £/MWh:								
Avg - Base	34,86	34,42	33,50	32,58	32,14	30,13	33,58	33,03
Prompt Index	35,20	34,70	34,85	33,10	31,85	31,85	33,63	33,60
Diff. (Auction - Prompt)	-0,34	-0,28	-1,35	-0,52	0,29	-1,72	-0,05	-0,57
Number of Trades (Promp	44	34	1	8	14			101

Total Traded Volumes (Mon-Fri) in MWh

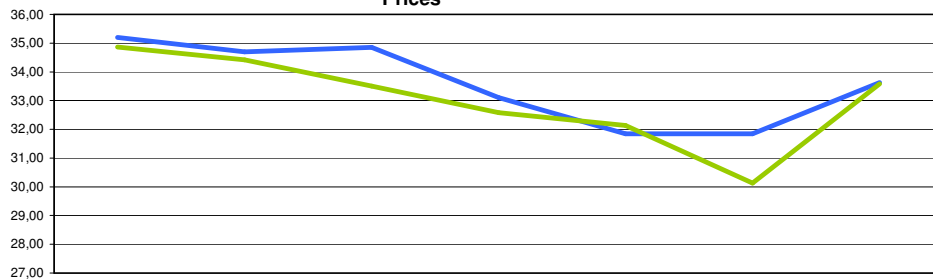


Traded Volumes by market (MWh)



	15.03.2010	16.03.2010	17.03.2010	18.03.2010	19.03.2010	20.03.2010	21.03.2010
■ Prompt	£519 030	£393 850	£11 500	£148 640	£339 190	£0	£0
■ Auction	£315 024	£269 808	£325 614	£227 787	£174 023	£67 054	£203 466

Prices



	16.03.2010	17.03.2010	18.03.2010	19.03.2010	20.03.2010	21.03.2010	22.03.2010
— Prompt Index	35,20	34,70	34,85	33,10	31,85	31,85	33,63
— Auction Base Average	34,86	34,42	33,50	32,58	32,14	30,13	33,58