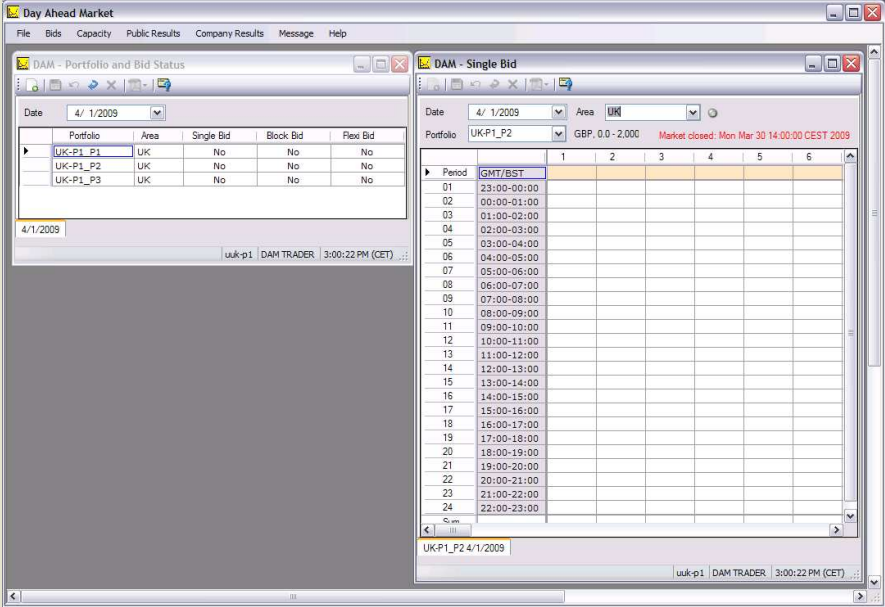


SAPRI Trade

Getting Started



Updated 2009-04-03

Logon



Download the software from
<https://test.ukauction.n2ex.com>

The login dialog will appear once the download has completed.

Username: uuk-p1
Password: ****
PX: [dropdown]
Role: [dropdown]
 Change Password
OK Cancel Options <<
Host: test.ukauction.n2ex.com
Port: 443
Language: English
Create Xml

Enter user name and password.

Enter host and port number.

Select language, English is default.

After the download, SAPRI Trade is accessible from the start menu

Overview

Main window

The screenshot displays the 'Day Ahead Market' software interface with several windows open:

- DAM - Portfolio and Bid Status (1):** A table showing bid status for portfolios UK-P1_P1, UK-P1_P2, and UK-P1_P3. Columns include Area, Single Bid, Block Bid, and Flexi Bid.
- DAM - Single Bid (2):** A window for entering a bid, showing a date of 2009-03-31, area of UK, and a bid amount of GBP 0.0 - 2 000.0. It includes a table for bid periods.
- DAM - Trading Results (4):** A table showing trading results for participant UK-P1_M, including UK-Price, UK-Turnover (Buy), UK-Turnover (Sell), and UK-P1_M - Total.
- DAM - Result - Prices (3):** A table showing market results and prices for the UK area, listing prices for various periods.
- Log:** A window showing system messages, including market results published and a single bid saved.

Within the main window you can access:

- 1 Portfolio and Bid Status (1)

Bids

- Single Bid (2)
- Block Bid
- Flexi Bid

Public Results

- Market Results, Prices (3)
- Market Results, Volumes

Company results

- Trading Results (4)

Portfolio and Bid Status

Main window

The screenshot shows the 'Day Ahead Market' application window. The 'Bids' menu is open, highlighting 'Portfolio and Bid Status'. A secondary window titled 'DAM - Portfolio and Bid Status' is open, displaying a table of bid data for the date 4/1/2009. The table has columns for Portfolio, Area, Single Bid, Block Bid, and Flexi Bid. The data rows are UK-P1_P1, UK-P1_P2, and UK-P1_P3, all with 'No' in the bid status columns. A status bar at the bottom of the secondary window shows 'uuk-p1 DAM TRADER 3:00:58 PM (CET)'. Annotations with green arrows point to the menu item, the date dropdown, and the table.

Displays all portfolios accessible by the current user.

Delivery date

Portfolio	Area	Single Bid	Block Bid	Flexi Bid
UK-P1_P1	UK	No	No	No
UK-P1_P2	UK	No	No	No
UK-P1_P3	UK	No	No	No

View status for

- Single Bids
- Block Bids
- Flexi Bids

Single Bid

Main window

To submit your bids press the save button!

Price range, minimum and maximum.

Price row
Fill in your prices so that they are within the range

Bid volumes per contract period.

Period	GMT/BST	0.0	200.0	500.0	2,000.0
01	23:00-00:00	400.0	200.0	0.0	-300.0
02	00:00-01:00	400.0	100.0	0.0	-300.0
03	01:00-02:00	400.0	100.0	0.0	-300.0
04	02:00-03:00	400.0	100.0	0.0	-300.0
05	03:00-04:00	400.0	100.0	0.0	-300.0
06	04:00-05:00	400.0	100.0	0.0	-300.0
07	05:00-06:00	500.0	50.0	0.0	-250.0
08	06:00-07:00	500.0	50.0	0.0	-250.0
09	07:00-08:00	500.0	50.0	0.0	-250.0
10	08:00-09:00	500.0	50.0	0.0	-250.0
11	09:00-10:00	500.0	50.0	0.0	-250.0
12	10:00-11:00	500.0	50.0	0.0	-250.0
13	11:00-12:00	500.0	50.0	0.0	-250.0
14	12:00-13:00	500.0	50.0	0.0	-250.0
15	13:00-14:00	500.0	50.0	0.0	-250.0
16	14:00-15:00	500.0	50.0	0.0	-250.0
17	15:00-16:00	500.0	50.0	0.0	-250.0
18	16:00-17:00	400.0	100.0	0.0	-300.0
19	17:00-18:00	400.0	100.0	0.0	-300.0
20	18:00-19:00	400.0	100.0	0.0	-300.0
21	19:00-20:00	400.0	100.0	0.0	-300.0
22	20:00-21:00	400.0	100.0	0.0	-300.0
23	21:00-22:00	400.0	100.0	0.0	-300.0
24	22:00-23:00	400.0	100.0	0.0	-300.0
Sum		10,700.0	1,950.0	0.0	-6,650.0

- Create new single bids
- Modify existing single bids
- Cancel single bids
- Buy bids are displayed in black
- Sell bids are negative and displayed in red

Block Bid

Main window

To submit your bids press the save button!

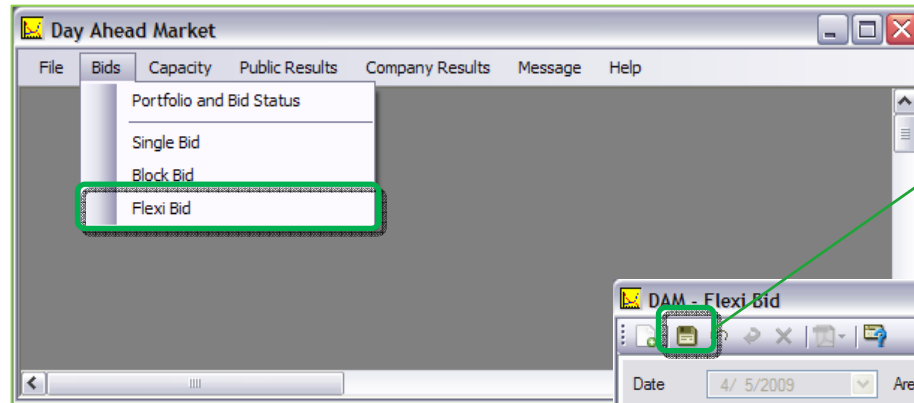
Enter your bid price and volume per block period

- Create new block bids
- Modify existing block bids
- Cancel block bids
- Buy bids are displayed in black
- Sell bids are negative and displayed in red

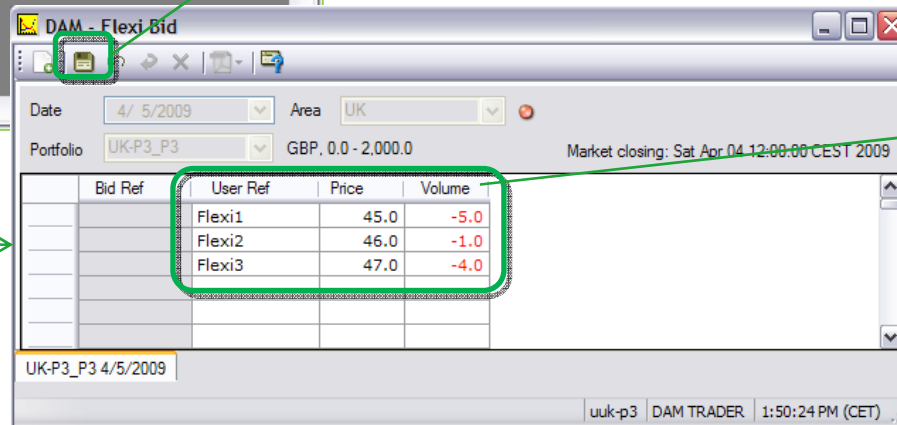
Bid Ref	User Ref	Block Period	GMT/BST	Price	Volume	Linked To
W0403001	Bid1	B0124	23:00-23:00	40.0	5.0	

Flexi Bid

Main window



To submit your bids press the save button!



Add your:

- Price
- Volume
- User ref.

- Create new block bids
- Modify existing block bids
- Cancel block bids

Flexi bids only allow sale bids!

- Sell bids are negative and displayed in red

Public Results, Prices

Main window

The image shows two overlapping windows from the 'Day Ahead Market' software. The background window is titled 'Day Ahead Market' and has a menu bar with 'File', 'Bids', 'Capacity', 'Public Results', 'Company Results', 'Message', and 'Help'. The 'Public Results' menu is open, showing options: 'Prices', 'Volume', 'Area', 'Flow', and 'Tso'. The 'Prices' option is highlighted with a green box. The foreground window is titled 'DAM - Result - Prices' and displays data for the date '4/ 1/2009' and currency 'GBP'. The data is presented as a table with 24 periods and summary statistics. The price for every period is 58.00 GBP/MWh. The table is titled 'UK (GBP/MWh)'. The date '4/ 1/2009' is also highlighted with a green box. The 'Period' label points to the first column of the table, and the 'Prices in GBP' label points to the second column. The status bar at the bottom of the foreground window reads 'uuk-p1 | DAM TRADER | 9:40:17 AM (CET)'.

Date

Period

Prices in GBP

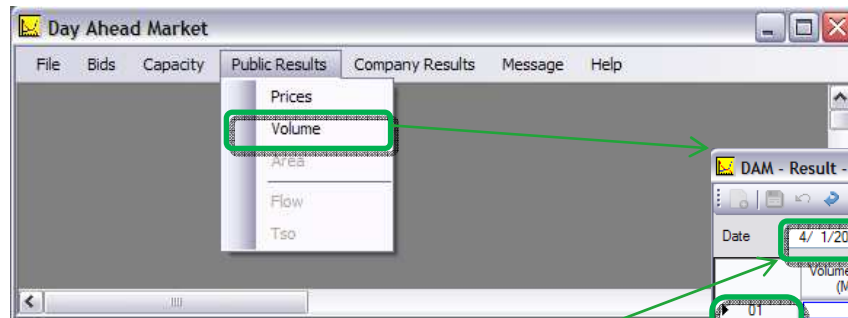
Period	Price (GBP/MWh)
01	58.00
02	58.00
03	58.00
04	58.00
05	58.00
06	58.00
07	58.00
08	58.00
09	58.00
10	58.00
11	58.00
12	58.00
13	58.00
14	58.00
15	58.00
16	58.00
17	58.00
18	58.00
19	58.00
20	58.00
21	58.00
22	58.00
23	58.00
24	58.00
Min	58.00
Max	58.00
Avg	58.00

What was the result of the auction?

- What were the prices for the various periods?

Public Results, Volumes

Main window



What was the result of the auction?

- What was the total turnover for the various periods?

Date

Period

DAM - Result - Volume

Date: 4/ 1/2009 Thu Apr 02 10:54:47 CEST 2009

	Volume at MCP (MWh)	UK Buy (MWh)	Sell (MWh)	Net (MWh)
01	70.0	70.0	70.0	0.0
02	70.0	70.0	70.0	0.0
03	70.0	70.0	70.0	0.0
04	70.0	70.0	70.0	0.0
05	70.0	70.0	70.0	0.0
06	70.0	70.0	70.0	0.0
07	70.0	70.0	70.0	0.0
08	70.0	70.0	70.0	0.0
09	70.0	70.0	70.0	0.0
10	70.0	70.0	70.0	0.0
11	70.0	70.0	70.0	0.0
12	70.0	70.0	70.0	0.0
13	70.0	70.0	70.0	0.0
14	70.0	70.0	70.0	0.0
15	70.0	70.0	70.0	0.0
16	70.0	70.0	70.0	0.0
17	70.0	70.0	70.0	0.0
18	70.0	70.0	70.0	0.0
19	70.0	70.0	70.0	0.0
20	70.0	70.0	70.0	0.0
21	70.0	70.0	70.0	0.0
22	70.0	70.0	70.0	0.0
23	70.0	70.0	70.0	0.0
24	70.0	70.0	70.0	0.0
Min	70.0	70.0	70.0	0.0
Max	70.0	70.0	70.0	0.0
Sum	1,680.0	1,680.0	1,680.0	0.0

uuk-p1 DAM TRADER 9:43:21 AM (CET)

Volumes

Company Results, Trading

Select date

View results by:

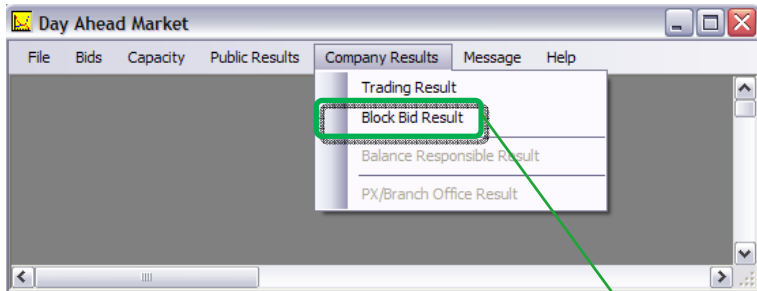
- Participant
- Portfolio

- Purchases are shown in black
- Sales have negative numbers and are displayed in red.

	UK - Price (GBP/MWh)	UK - Turnover (Buy) (MWh)	UK - Turnover (Sell) (MWh)	UK-P3_M - Total (MWh)	Single (MWh)	Block (MWh)	UK-P3_P3 - Total (MWh)	Single (MWh)	Block (MWh)
01	55.30	260.9	260.9	50.0	50.0		50.0	50.0	
02	51.79	457.0	457.0	50.0	50.0		50.0	50.0	
03	51.79	457.0	457.0	50.0	50.0		50.0	50.0	
04	51.79	457.0	457.0	50.0	50.0		50.0	50.0	
05	54.04	382.0	382.0	50.0	50.0		50.0	50.0	
06	54.04	382.0	382.0	50.0	50.0		50.0	50.0	
07	55.79	155.8	155.8	50.0	50.0		50.0	50.0	
08	55.97	159.3	159.3	142.5	142.5		142.5	142.5	
09	55.97	159.3	159.3	142.5	142.5		142.5	142.5	
10	55.97	159.3	159.3	142.5	142.5		142.5	142.5	
11	55.94	174.1	174.1	142.6	142.6		142.6	142.6	
12	55.94	174.1	174.1	142.6	142.6		142.6	142.6	
13	55.94	174.1	174.1	142.6	142.6		142.6	142.6	
14	55.94	174.1	174.1	142.6	142.6		142.6	142.6	
15	55.94	174.1	174.1	142.6	142.6		142.6	142.6	
16	55.94	174.1	174.1	142.6	142.6		142.6	142.6	
17	55.94	174.1	174.1	142.6	142.6		142.6	142.6	
18	55.94	174.1	174.1	142.6	142.6		142.6	142.6	
19	55.76	171.4	171.4	50.0	50.0		50.0	50.0	
20	55.76	171.4	171.4	50.0	50.0		50.0	50.0	
21	55.50	150.0	150.0	50.0	50.0		50.0	50.0	
22	55.50	150.0	150.0	50.0	50.0		50.0	50.0	
23	55.50	150.0	150.0	50.0	50.0		50.0	50.0	
24	55.50	150.0	150.0	50.0	50.0		50.0	50.0	
Min	51.79	150.0	150.0	50.0	50.0		50.0	50.0	
Max	55.97	457.0	457.0	142.6	142.6		142.6	142.6	
Avg	55.15	223.6	223.6	92.4	92.4		92.4	92.4	
Sum		5,365.2	5,365.2	2,218.3	2,218.3		2,218.3	2,218.3	

uuk-p3 | DAM TRADER | 1:54:52 PM (CET)

Company Results, Block Bid



View results by:

- Participant
 - Portfolio
-
- Purchases are shown in black
 - Sales have negative numbers and are displayed in red.

Block	Portfolio	Reference	Bid price (GBP/MWh)	Block price (GBP/MWh)	Bid volume (MWh)	Schedule (MWh)	Status
B0719	UK-P2_P1	N145001-	45.00	55.89	-8.0	-8.0	Filled
B1216	UK-P2_P1	N145004-	46.00	55.90	-9.0	-9.0	Filled
B1519	UK-P2_P1	N145003-	65.00	55.88	-12.0		Not filled

If the block column value starts with **F** it's a flexi bid

Contact Information

For more information contact:

condico-support@nasdaqomx.com

Disclaimer

For information purposes only, it shall be noticed that whilst all reasonable care has been taken to ensure that the details in this document are true and not misleading at the time of the presentation, neither technical or business information nor any other information presented to you shall be regarded as legally binding or be the base for any binding decision whatsoever.

This presentation contains confidential information and may not be modified or reproduced, in whole or in part, or transmitted in any form to any third party, without the written approval from NASDAQ OMX Group Inc.